



# Conveyor and Storage Technology

We make things move • We make things move • We make things move •

euroroll.....

## Intelligent logistics

Since its foundation in 1982, Euroroll has stood for quality and safety in flow storage technology. Euroroll has been ISO certified since 2007 and is audited at regular intervals. This benefits you, our customers.

All Euroroll departments – from development and production to quality assurance – are located under one roof and are in constant exchange with each other. This allows us to minimise possible risks and enable maximum functionality of components from the design stage onwards. Further, it is powered by our wealth of knowledge and expertise gained from years of developing and producing dynamic storage technology.

Our extensive experience coupled with our commitment to improve and develop our services continually guarantees that our customers receive a fully tested, state-of-the-art system. Needless to say, our products meet all necessary safety requirements.

# Table of contents

**We are Euroroll – The company** . . . . . **4**

## Rollers

<b>Roller selection</b>	<b>8</b>
<b>Overview of products</b>	<b>10</b>
<b>Technical information</b>	<b>14</b>
Tubes	14
Rubberising	20
Axles and axle machining	24
<b>Types of bearings and bearing accessories</b>	<b>28</b>
<b>Series overview</b>	<b>32</b>
Series A – Gravity rollers	34
Series B – Grooved rollers	53
Series C – Poly-V rollers	64
Series D – Toothed belt rollers	72
Series E – Single sprocket rollers	80
Series F – Double sprocket rollers	94
Series K – Conical rollers	108

## Components

<b>General</b>	<b>118</b>
<b>Standard wheel tracks</b>	<b>122</b>
<b>Flanged wheel tracks</b>	<b>128</b>
<b>Accessories for wheel tracks</b>	<b>132</b>
Fastening systems	134
Brake and safety accessories	136
<b>Reinforced wheel tracks</b>	<b>138</b>
<b>Guide rails</b>	<b>142</b>
<b>Universal roller tracks</b>	<b>146</b>
Accessories for universal roller tracks	150
<b>Multi-directional roller tracks</b>	<b>152</b>
<b>Pallet roller tracks</b>	<b>156</b>
Accessories for pallet roller tracks	160
<b>Groovy pallet roller tracks</b>	<b>162</b>
Accessories for Groovy pallet roller tracks	164
<b>Transfix light weight roller conveyors</b>	<b>168</b>
<b>Roller</b>	<b>170</b>
<b>Brake roller</b>	<b>172</b>
<b>50 mm brake</b>	<b>176</b>
<b>Euroroll brake roller EBR</b>	<b>178</b>

# We are Euroroll

## The company

Euroroll is your specialist for conveyor and storage technology. For four decades, we have been serving and supplying renowned customers worldwide from our headquarters in Münsterland, Germany. Euroroll stands for quality made in Germany: We develop and produce all systems and components exclusively at our German headquarters. At Euroroll, you will always find the right contact. The extensive knowledge and skills of our employees enable us to deliver direct and

fast services. Whether you are requesting a quote from our sales department or dealing with our administration, technical design or after-sales service staff – the entire Euroroll team is ready and waiting to turn your project into a success.

Every logistical challenge is different. Based on our extensive range of systems, components, products, services and support, Euroroll is able to provide the ideal solution for a variety of material handling applications. Irrespective of whether it is for conveying, feeding, discharging, storing or picking. Together with you, we will find the perfect solution that is tailored exactly to your needs.





**Euroroll –  
Your worldwide  
partner for  
conveyor and  
storage  
technology**

# Roller selection

## The following factors have to be considered when determining the product dimensions:

The selection of conveyor components depends on the individual application and various performance parameters. The product dimensions, i.e. the design of the roller, are then defined accordingly.

In addition to the product dimensions that are essential for individual application, load indicators, in particular, determine the design of the roller. These include weight loading, conveying speed, ambient temperature, noise development and other environmental factors such as contact with corrosive substances.



# Overview of products

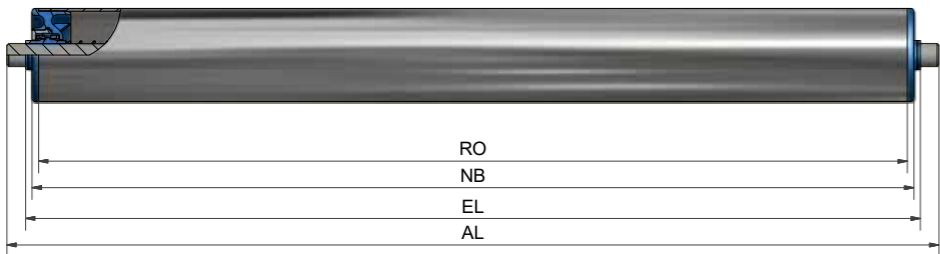
Euroroll rollers are grouped into various series that have similar attributes in relation to their application.

RO= Tube dimension  
NB= Effective width

EL= Installation length  
AL= Axle length



Series A:  
Gravity roller



Series D:  
Toothed belt roller




Series K:  
Conical roller



Series B:  
Grooved roller




Series E:  
Single sprocket roller



Series C:  
Poly-V roller



Series F:  
Double sprocket roller



## Overview of configurations



Type of drive



Press fit



Bearing



Tube diameter



Coating/material



Axle diameter



Machining

A10	Gravity rollers light	1	Press-fitted plastic	1	Ball row/cone bearing	16 x 1.0	16 x 1.0 mm	B	Bright	A5	Round steel 5 mm	IGM	Internal thread
A20	Gravity rollers medium	2	Press-fitted steel	2	ZZ groove ball bearing	20 x 1.5	20 x 1.5 mm	V	Bright zinc plated	A6	Round steel 6 mm	M	External thread
A30	Gravity rollers heavy	3	Welded	3	RS groove ball bearing	30 x 1.5	30 x 1.5 mm	KB	Blue plastic	A8	Round steel 8 mm	AGM	Stepped external thread
B10	Single grooved	4	Friction			30 x 1.8	30 x 1.8 mm	KG	Grey plastic	A10	Round steel 10 mm	SW	Flatted axle
B20	Dual grooved	5	Milled bearing seat			30 x 2.0	30 x 2.0 mm	N	Stainless steel	SW11	Hexagon 11 mm	FA	Spring axle
B30	Triple grooved					40 x 1.5	40 x 1.5 mm	A	Aluminium	A12	Round steel 12 mm	GL	Smooth
B40	Plastic grooveing head					40 x 2.0	40 x 2.0 mm	SV	Hot dipped galvanised	A14	Round steel 14 mm		
C10	Plastic Poly-V drive head					40 x 2.3	40 x 2.3 mm	PU	Polyurethane	A15	Round steel 15 mm		
C20	Steel Poly-V drive head					40 x 3.0	40 x 3.0 mm	PVC	PVC hose	A17	Round steel 17 mm		
D10	Plastic toothed belt					50 x 1.5	50 x 1.5 mm	G	Rubberised	A20	Round steel 20 mm		
D20	Steel toothed belt					50 x 2.0	50 x 2.0 mm	P	Powder coated	A25	Round steel 25 mm		
E10	Single sprocket, steel 3/8"					50 x 2.8	50 x 2.8 mm	H	Hardened				
E20	Single sprocket, plastic 1/2"					50 x 3.0	50 x 3.0 mm	T	Teflon (PTFE)				
E30	Single sprocket, steel 1/2"					60 x 1.5	60 x 1.5 mm	E	Anodised (ALU)				
E40	Single sprocket, steel 5/8"					60 x 2.0	60 x 2.0 mm	GS	Ground (stainless steel and aluminium)				
E50	Single sprocket, steel 3/4"					60 x 3.0	60 x 3.0 mm	S	Shrink hose				
F10	Steel 3/8" double sprocket					63 x 3.0	63 x 3.0 mm	R	Knurled				
F20	Plastic 1/2" double sprocket					63.5 x 2.9	63.5 x 2.9 mm						
F30	Steel 1/2" double sprocket					80 x 2.0	80 x 2.0 mm						
F40	Steel 5/8" double sprocket					80 x 3.0	80 x 3.0 mm						
F50	Steel 3/4" double sprocket					88.9 x 2.9	88.9 x 2.9 mm						
						88.9 x 5.0	88.9 x 5.0 mm						
						108 x 3.25	108 x 3.25 mm						
						108 x 5.0	108 x 5.0 mm						

N = stainless steel as a supplement for bearing, axle and tube  
(e.g. A202.2N-A202.2N-50x1.5N-AN10 FA10x10)

Conical rollers have the letter K as a prefix  
(e.g. KA10 for conical gravity rollers light)

Special rollers are located in number group 90  
(e.g. E90 for single sprocket special roller)

# Technical information

## Tubes:

Euroroll manufactures steel, stainless steel, plastic and aluminium rollers. The various materials fulfil different criteria. Load carrying capacity, noise development, flexibility, weight and other special features are described in more detail below.



### Steel tube:

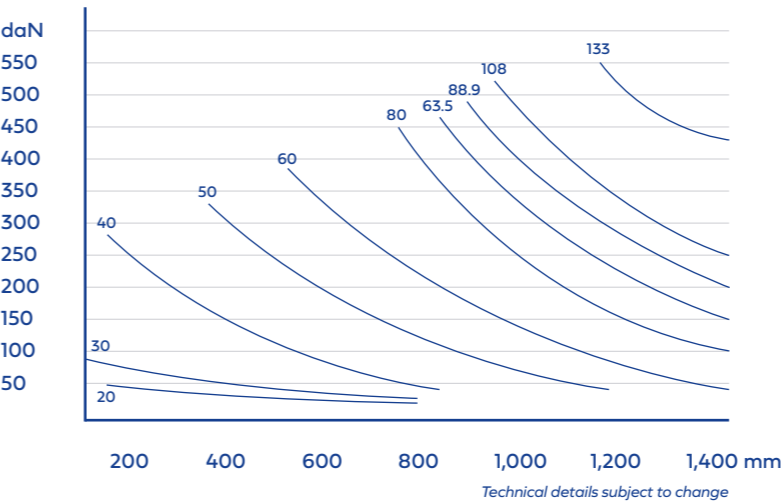
Roller tube DIN EN 10 305-3 with limited tolerance.

#### Why are steel tubes used?

- Strength and bending stiffness
- Corrosion protection through galvanising, chromium plating or nitrocarburising
- Possibility of welding sprockets, guide discs, flanges, etc.
- Suitable for flanging and incorporating grooves
- Steel tubes can be formed or bearing seats milled

Tube diameter in mm	Available wall thicknesses
16	1.0 mm
20	1.5 mm
30	1.5 mm + 2.0 mm
40	1.5 mm + 2.0 mm
50	1.5 mm + 2.0 mm + 3.0 mm
60	1.5 mm + 2.0 mm + 3.0 mm
63.5	2.9 mm
80	2.0 mm + 3.0 mm
88.9	2.9 mm
108	3.25 mm

#### Steel tube surface load



### Stainless steel tube:

Material 1.4301 is the most common type of austenitic chromium nickel steels (stainless steel). Due to the good working properties and attractive appearance, this steel grade is used in numerous applications.

#### Properties:

- Very good weldability
- Good corrosion resistance
- Good machinability
- Suitable for low temperatures

Tube diameter in mm	Available wall thicknesses
16	1.0 mm
20	1.6 mm
30	1.5 mm + 2.0 mm
40	1.5 mm
50	1.5 mm + 2.0 mm
60.3	2.0 mm
80	2.0 mm + 3.0 mm
88.9	2.9 mm

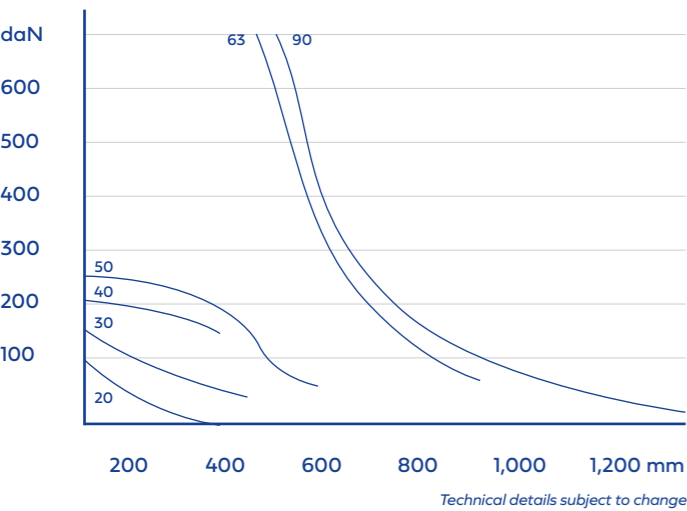
Plastic tube:

Material – impact-resistant special PVC.  
RAL 5015 – sky blue or RAL 7030 stone grey

Why are plastic tubes used?

- Lighter than steel rollers
- Low noise
- Flexibility
- High abrasion resistance
- Chemical resistance
- Corrosion resistance

Plastic tube surface load



Tube diameter in mm	Available wall thicknesses
16	1.0 mm
20	1.5 mm
30	1.8 mm
40	2.3 mm
50	2.8 mm
63	3.0 mm
90	7.0 mm

Plastic tubes are less resilient compared to steel tubes.

They can be used in an ambient temperature range of between -5 °C and +40 °C.

At an increased ambient temperature (above approx. 30 °C) and when used continuously, deformation of the rollers cannot be ruled out.

Aluminium tube:

Compared to steel tubes, aluminium tubes have a somewhat reduced strength and only about 33% of the respective bending stiffness. However, their weight is just 36% of that of comparable steel tubes.

Advantages

- Significantly lower weight than a steel tube
- Corrosion resistant
- Aluminium tubes can be flanged around the bearing assembly to ensure the roller base is firmly fixed in place and cannot move

Tube diameter in mm	Available wall thicknesses
20	1.5 mm
30	2.0 mm
40	1.5 mm
50	1.5 mm + 2.0 mm
60	2.0 mm
63	2.0 mm

Coating:

Rollers are not only available in various types of tubes, they can also be coated differently in order to adapt them to the conveyed goods and the environmental impacts and to reduce their noise development.

Powder coating:

Euroroll has its own powder coating facility where rollers can be coated flexibly, quickly and to a high standard in a wide range of colours.

Powder coating involves applying powder paint to an electrically conductive material. This provides the rollers with a better mechanical load carrying capacity; cracks occur less frequently, for example. Corrosion resistance can be additionally increased by applying a zinc coating before the powder coating. Compared to wet painting, powder coating offers many advantages: It is impact, scratch and shock proof, as well as resistant to many chemicals. Further, it ensures a high degree of corrosion protection, good abrasion resistance and meets high visual demands.

Galvanisation:

With bright zinc plating "V", already electro zinc plated tubes are processed to produce rollers.

With hot dipped galvanisation "SV", on the other hand, an untreated/bright steel tube is processed and subsequently electro zinc plated. This means that, for example, a zinc coating can be applied fully to bright and welded drive heads. For both bright zinc plating and hot dipped galvanising, the coating thickness is approx. 0.8 µm, resulting in cost effective corrosion protection that can be damaged by mechanical and thermal impacts.

Abbreviations	Material * or coating
B	Bright steel *
V	Bright zinc plated
KB	Blue plastic *
KG	Grey plastic *
N	Stainless steel *
A	Aluminium *
SV	Hot dipped galvanised
PU	Polyurethane (+ thickness, e.g. PU5)
PVC	PVC hose
G	Rubberised
P	Powder coated
H	Hardened
T	Teflon
E	Anodised (with aluminium)
GS	Ground (with stainless steel)
S	Shrink hose
R	Knurled

\* Roller tube material

Applications:

Bright zinc plated rollers are primarily suitable for use in dry and normal temperature environments, but less so for more humid applications and acidic or alkaline environments, as the zinc plated surface can react negatively in these environments. The incorporation of grooves or the flanging of the roller ends for press fit roller bearings is not a problem when using this coating method.

Nitrocarburising / hardening:

Nitrocarburising, a thermochemical process, enriches the surface of the steel tube with nitrogen to create a low-wear ceramic layer that protects against corrosion. This process is particularly suitable for rollers that are subject to heavy weight loads.

Anodising:

Aluminium tubes are protected against corrosion by anodising. During anodising, a special process transforms the top layer of the aluminium into an oxide layer that protects the tubes from further oxidation through contact with oxygen and thus from corrosion. However, mechanical and thermal impacts can reduce the level of corrosion protection; the top layer can be scratched, for example. Solutions of other metals can also have a negative impact on anodisation.

- Layer thickness: ½ 20 µm
- Tube colour: Aluminium (natural)
- Standards adhered to: DIN 17611, DIN EN 754/755
- Temperature range: –40 °C to +80 °C
- Antistatic: No
- The bar material is anodised. If the tube is the sawn off, end faces are not anodised.

Material/finishing	Factor
Zinc plated steel	1
Stainless steel	5
Chromium-plated steel	50
Nitrocarburised steel	120



Chromium plating:

If steel tubes are chromium plated, it also protects them from corrosion. Advantage: When using chromium-plated steel tubes, no abrasion remains on the conveyed goods (for example paper), in contrast to zinc plated roller tubes. Mechanical and thermal impacts can reduce the corrosion protection. Chromium plated tubes are not suitable for flanging or incorporating grooves.

- Layer thickness: 15 to 30 µm
- Standards adhered to: DIN EN ISO 1456
- Chromium plating to RoHS Directive
- Temperature range: –40 °C to +200 °C
- Antistatic: Yes
- The tube previously cut to the correct length is chromium plated to ensure that the end faces are also chromium plated.



# Technical information



## Rubberising:

The rubber coating reduces noise development when conveying goods (recommended especially for the transport of metal containers) and protects the conveyed goods at the same time. The goods can also be transported better and separated more easily.

## General technical data

- Min. hose length 50 mm
- Max. installation length of the roller 1500 mm
- Min. installation length of the roller 100 mm
- Temperature range –28 °C to +80 °C


## Material

- Tube, zinc plated steel, chromium plated steel
- Stainless steel, aluminium
- PU hose

Roller tubes can also be coated with PU material.

## Coating:

You can choose between PU Baytec black and various hardness levels (70 – 90° Shore), which are more complex to apply. Temperature range –28 °C to +80 °C



## PVC hose:

The PVC hose dampens noise and protects delicate conveyed goods. As the PVC hose improves the friction between the roller and the conveyed goods, the goods are transported better and can be separated more easily.

## General technical data

- Min. hose length 50 mm
- Min. installation length of the roller 100 mm
- Max. installation length of the roller 2000 mm
- Temperature range –28 °C to +50 °C
- Material
- Tube, PVC, zinc plated steel, chromium-plated steel, stainless steel, aluminium


Tube diameter in mm	Available wall thicknesses
30	2 mm + 3 mm + 5 mm
40	2 mm + 3 mm + 5 mm
50	2 mm + 3 mm + 5 mm
60	2 mm + 3 mm + 5 mm
63.5	2 mm + 3 mm + 5 mm
80	2 mm + 3 mm + 5 mm
89	2 mm + 3 mm + 5 mm

The roller is pushed into the expanded PVC hose during production, the PVC hose then nestles against the roller – and is therefore not firmly attached to it. Subsequently, the hose is adapted to the tube length or the desired dimensions and cut to size. If rollers have a welded-on drive element, its diameter must not be more than 12 mm greater than the tube in order to fit the roller with a PVC hose.

Flanges / guide disc

Flanges guide conveyed goods, thus keeping them "on course" and preventing them from running sideways. There are two versions: A (steel/zinc plated) circumferentially welded version or two (steel/zinc plated) half shells that are screwed together.

Internal ø	External ø	Width	Thickness	Material
50 mm	70 mm	6 mm	2.0 mm	Steel/Bright zinc plated
60 mm	110 mm	10 mm	2.5 mm	Steel/Bright zinc plated
63 mm	130 mm	10 mm	2.5 mm	Steel/Bright zinc plated
80 mm	130 mm	14 mm	2.5 mm	Steel/Bright zinc plated
80 mm	150 mm	19 mm	2.5 mm	Steel/Bright zinc plated
89 mm	135 mm	14 mm	2.5 mm	Steel/Bright zinc plated
89 mm	150 mm	14 mm	2.5 mm	Steel/Bright zinc plated
89 mm	152 mm	17 mm	4.0 mm	Steel/Bright zinc plated



Steel round blank:

Individually produced turned part with bearing seat, for welding into the roller/roller tube

**Advantages:**  
Customised and adaptable, suitable for very high loads and stable operation

Bearing holder:

Steel housing as a deep drawn part in various material thicknesses  
Version for various diameters for welding or press fit into the roller tube

**Advantages:**  
Standard component suitable for very high loads and stable operation



# Technical information

## Axles and axle machining:

Euroroll offers axles in bright zinc plated and hot dipped galvanised steel (DIN EN 10277-3 or EN 10278-h) as well as in stainless steel (1.4305)

### Manufacture

- Sawing and deburring to avoid injuries
- For threads, a centring hole ensures centred threads
- Zinc plated axles are sawn from bright zinc plated steel, the axle ends are thus bright



Axle diameter in mm	IGM	M	AGM	GL	FA	SW
5				5×5	5×5	
6		6×15		6×8	6×8	
8	5×10	8×15	6×12	8×8	8×8	
10	6×10	10×15	8×15	10×10	10×10	8×10
11 Exa	8×15			11×10	11×10	
12	8×15	12×20	10×20	12×10	12×10	10×10
A14	8×15	14×20	10×20	14×10	14×10	12×10
15	10×15	14×20		15×10	15×10	12×10
17	12×18	16×25	14×20			14×10
20	12×18	20×25	16×28			15×10
25	16×24		16×28			18×13

IGM Internal thread

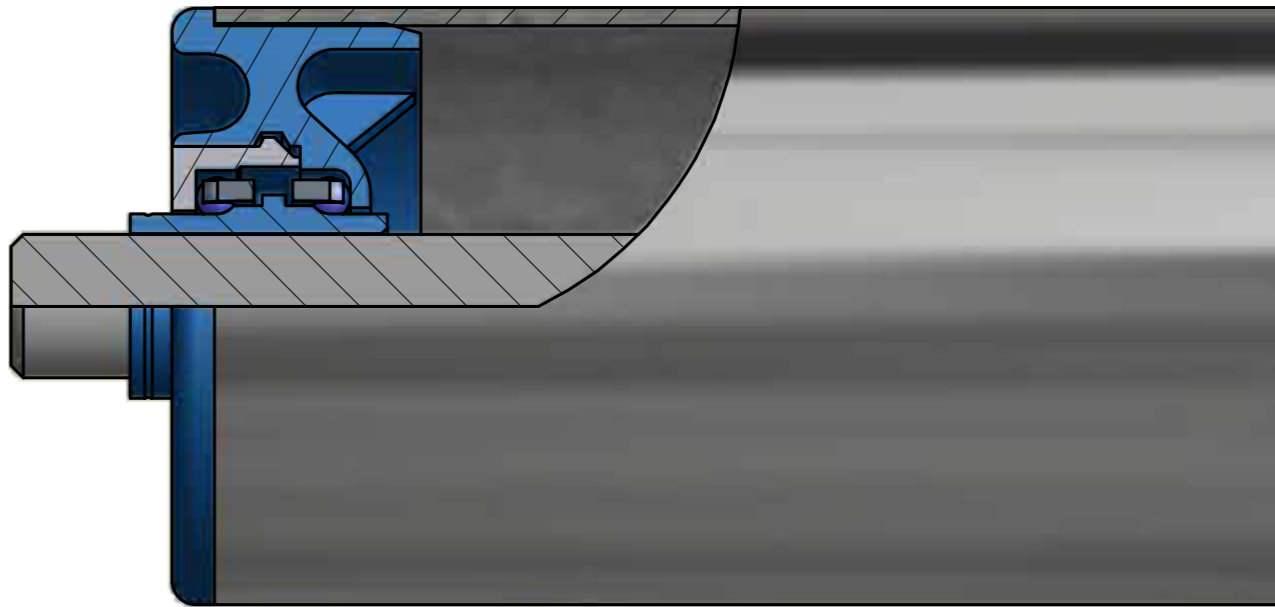
M External thread


AGM Stepped external thread

SW Width across flats

FA Spring axle

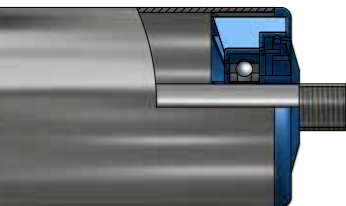
GL Smooth





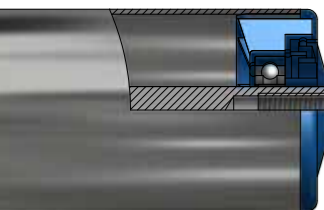
### Spring axle:

- Fast installation and removal
- Mostly used for gravity rollers, grooved rollers, Poly-V rollers
- The conveyor must be reinforced as it does not feature a force-locked connection
- Noise development possible



### External thread:

- Manufactured from round axles
- A nut is screwed on in front of the side profile
- Shortened effective width
- Force locked installation
- Wear free



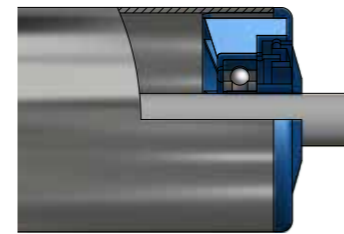
### Internal thread:

- For round and hexagonal axles
- Force locked installation
- Allows for high loads
- Low wear
- Quick installation

The thread sizes largely depend on the material thickness of the axle used. In principle, the thread diameter should be at least approx. 4 mm smaller than the axle diameter:

- For example, M10 above an axle diameter of 14 mm
- For example, M8 above an axle diameter of 12 mm

Internal threads can only be produced above an axle measuring 8 mm in diameter (IGM 5 mm). A standard thread depth of up to 20 mm is available. Deeper threads up to 30 mm require more production time and are consequently more expensive.



### Smooth axle:

- Possible for round and hexagonal axles
- Usually installed in open mounting holes
- Easy installation
- The conveyor must be reinforced as it does not feature a force-locked connection

As a rule, the axle diameter corresponds to the external thread.


The only special form is the offset external thread AGM, where the roller axle is first dressed to size and then turned into a corresponding external thread

With an external thread, there are three ways to fasten the rollers:

1. Countering from the inside to the outside against the profile
2. Fastening from the outside against the profile
3. Fastening from the outside and countering from the inside against the profile

Each roller with external thread is provided with a corresponding nut.

Standards: M8x15 / M10x15 / M12x20 / M16x25



### Flat size:

- Fast installation and removal
- Low noise development
- Made of round steel
- Must be reinforced as it does not feature a force locked connection
- Available from A12 axle (or SW11)



### Axle slip-on caps:

- For 8, 10, 12 and 14 mm round steel
- Cap: SW10 / SW14 / SW17 / SK11
- Silent
- Fast installation

# Types of bearing and bearing accessories



## Plastic ball row A101.1:

- Single ball row with low load bearing capacity
- Wheel body: Plastic
- Centre: Plastic
- Balls: Optionally made of steel (.00) or stainless steel (.01)
- Weight range: 3–7 kg per bearing
- Axle: 5, 6, 8, 10
- Tube: 16, 20, 30, 40
- Temperature range: 0 °C–80 °C



## Plastic cone bearing A201.1:

- Groove ball bearing with medium load bearing capacity
- Wheel body: Plastic
- Bearing shell and inner ring made of steel (optionally stainless steel)
- Single labyrinth: Plastic
- Plastic ball cage with steel balls
- (optionally stainless steel KTR 31)
- Weight range: 25 kg (stainless steel)–80 kg per bearing
- Axle: 10, SW11, 12, 15
- Tube diameter: 50, 60
- Temperature range: 0 °C–80 °C



## Plastic double ball row A101.1:

- Double ball row with low load bearing capacity
- Wheel body: Plastic
- Centre and cage: Plastic
- Bearing cover: Plastic
- Balls: Optionally made of steel (.00) or stainless steel (.01)
- Weight range: 10–15 kg per bearing
- Axle: 8, 10, SW11, 12
- Tube diameter: 50
- Temperature range: 0 °C–80 °C



## Plastic groove ball bearing A201.2:

- Robust, precise groove ball bearing type 6002
- Wheel body: Plastic
- Labyrinth: Plastic
- Weight range: Depending on the version 80–120 kg per bearing
- Axle: 8, 10, SW11, 12, 15
- Tube diameter: 40, 50, 60
- Temperature range: All versions 0 °C–80 °C

# Types of bearing and bearing accessories



## Metal cone bearing A202.1:

- Smooth running bearing with steel balls
- Inner ring made of hardened steel
- Wheel body made of bright zinc plated steel
- Weight range: Depending on the version 30–120 kg per bearing
- Axle: 6, 8, 10, SW11, 12, 14, 15
- Tube diameter: 30, 40, 50, 60, 80
- Only certain variants are suitable for the deep freeze range (MTR20)
- All variants up to +100 °C



## Metal groove ball bearing heavy A302.2:

- Robust, precise groove ball bearing type 6004, 6204 or 6205
- Wheel body made of bright zinc plated steel
- Reducing bushings made of plastic
- Weight range: Depending on the version 200–250 kg per bearing
- Axle: SW14, 15, 17, 20, 25
- Tube diameter: 63, 5, 80, 89, 108
- All versions from 0 °C to 100 °C



## Metal groove ball bearing A202.2:

- Robust, precise groove ball bearing type 6202 or 6003
- Wheel body made of bright zinc plated steel
- Reducing bushings made of plastic
- Weight range: Depending on the version 120–150 kg per bearing
- Axle: 10, SW11, 12, 15, 17
- Tube diameter: 50, 60, 80
- All versions from 0 °C to 80 °C



## Bearing holder for welding A303.2:

- Material: Steel sheet
- For high loads
- Groove ball bearing for variable use with suitable sealing against splash water and dust
- Inexpensive alternative to solid steel round blank
- Available in 63, 80, 89, 108, 133
- Axle: 20 and 25 mm

# Overview of series

The perfect solution  
for every requirement



# Series A

# Gravity rollers

Euroroll's series A includes light, medium and heavy rollers. It is, therefore, almost universally applicable: For the gravity transport of cardboard boxes, crates, steel containers, but also for pallets and other goods.



## Variations

The variety provided by the A series is impressive: The Euroroll product range includes, e.g., rollers with low break-away torque, particularly smooth running or low noise solutions as well as welded versions for the highest possible load carrying capacities.

## Tube material and diameter

Available types of tubes are: 16×1, 20×1.5, 30×2, 40×1.5, 50×1.5, 60×2, 80×2, 88.9×2.9.

The respective types of tubes are available in bright and bright zinc plated versions.

Furthermore, plastic, stainless steel and aluminium tubes are all part of the A series.

## Axle

The following diameters are available in this series: 5, 6, 8, 10, 12, SW11, 14, 15, 17, 20 mm.

The axles are optionally available in stainless steel. Whether internal thread, spring axle, circlip, flat sizes or external thread – we manufacture what you need!

## Bearing

You can choose between precision ball bearings DIN 625, available in 2RS and ZZ, or special smooth running bearings with a ball race for optimum flow.

## Surface

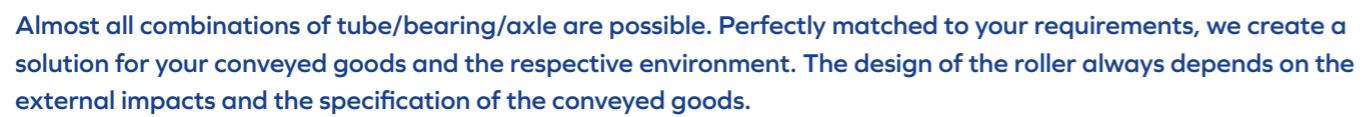
For the surface, you can choose between a powder coating or hardening, PTFE, chromium, PU, PVC or PUR coatings as well as many other types of coating.

Highest  
load carrying  
capacity and  
longest  
service life

Antistatic

From high  
temperature to  
deep  
freeze range

## Series Overview




\* also available as a flanged version

The dimensions of the rollers depend on the installation length. When making an enquiry or ordering, please always state the clear width between the profiles. Sufficient axial play is taken into account. The effective width is also decisive.

AL = Axle length

RO = Tube dimension without add-ons





Axle version:



**IGM**  
Internal thread



**M**  
External thread



**AGM**  
Stepped external thread



**FA**  
Spring axle



**SW**  
Flat size



**GL**  
Smooth axle

Tube material:

B	V	KG	KB	N	A
Bright steel	Bright zinc plated steel	Grey plastic RAL 7030	Blue plastic RAL 5015	Stainless steel	Aluminium

Further information:

Property	Range
Temperature range	0-80 °C
Load carrying capacity	Up to 30 kg
Max. conveying speed	0.3 m/s

The series offers a cost effective solution for light weight applications.

- Antistatic version
- Varying version of the two axle ends
- Axle slip on caps

Bearing base: Plastic

Bearing:

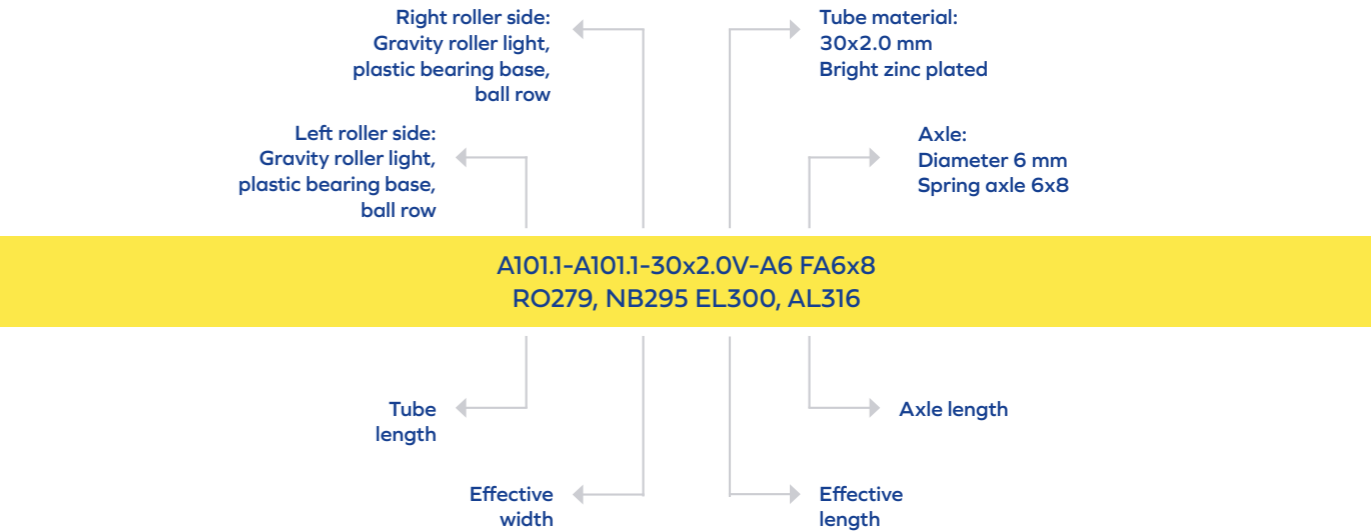
Cone bearings are bearings in which the bearing balls run between the bearing shell and the cone. They are usually delivered in pairs with either the two cones on the inside and running between the bearing shells or with the bearing shells on the inside and the cones on the outside.


Tube/Axle combination:

Tube / Axle	5	6	8	10	11	12
16 mm	●					
20 mm		●	●			
30 mm		●	●	●		
40 mm		●	●	●	●	●
50 mm			●	●	●	●

Axle version (standard dimensions):

Axle	IGM	M	AGM	GL	FA	SW
5				5x5	5x5	
6		6x15		6x8	6x8	
8	5x10	8x15	6x12	8x8	8x8	
10	6x10	10x15	8x15	10x10	10x10	8x10
11	8x15			11x10	11x10	
12	8x15	12x20	10x20	12x10	12x10	10x10





Axle version:




**IGM**  
Internal thread



**M**  
External thread



**AGM**  
Stepped external thread



**FA**  
Spring axle



**SW**  
Flat size



**GL**  
Smooth axle

Tube material:

B	V	KG	KB	N	A
Bright steel	Bright zinc plated steel	Grey plastic RAL 7030	Blue plastic RAL 5015	Stainless steel	Aluminium

Further information:

Property	Range
Temperature range	0-80 °C
Load carrying capacity	Up to 160 kg
Max. conveying speed	0.3 m/s

The series offers a cost effective solution for medium weight applications.

- Antistatic version
- Varying version of the two axle ends
- Axle slip on caps

Bearing base: Plastic

Bearing:

Cone bearings are bearings in which the bearing balls run between the bearing shell and the cone. They are usually delivered in pairs with either the two cones on the inside and running between the bearing shells or with the bearing shells on the inside and the cones on the outside.

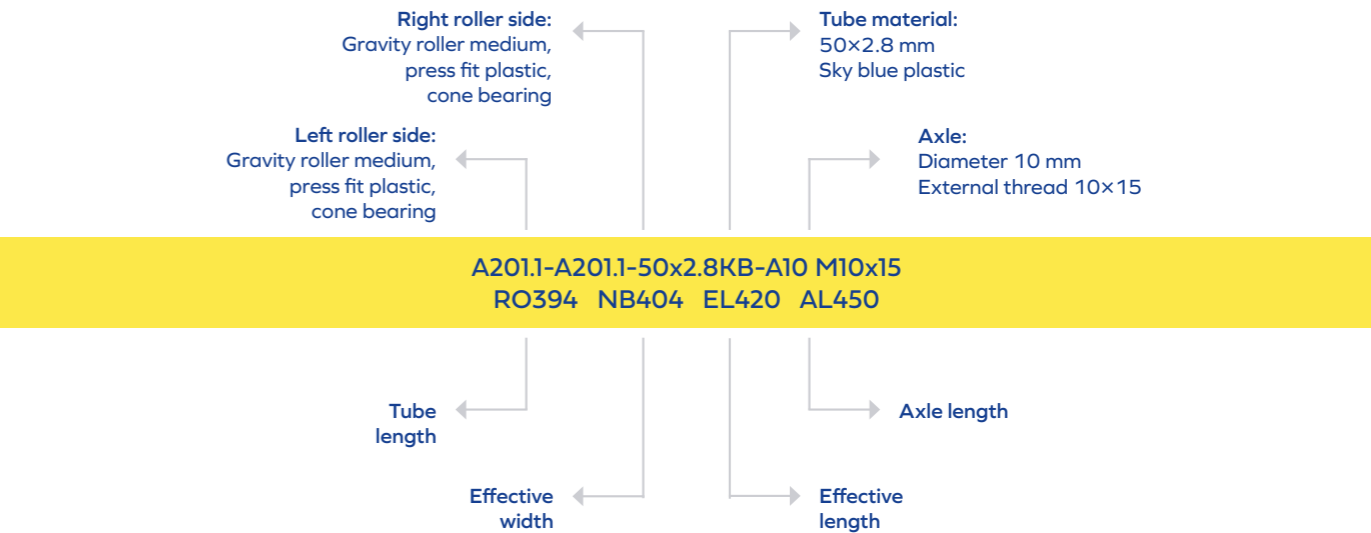
Tube/Axle combination:


Tube / axle	10	11	12	15
50 mm	●	●	●	●
60 mm	●	●	●	●

Available as a flanged and unflanged variant.

Axle version (standard dimensions):

Axle	IGM	M	AGM	GL	FA	SW
10	6×10	10×15	8×15	10×10	10×10	8×10
11	8×15			11×10	11×10	
12	8×15	12×20	10×20	12×10	12×10	10×10
15	10×20	14×20	12×20			12×10





Axle version:



**IGM**  
Internal thread



**M**  
External thread



**AGM**  
Stepped external thread



**FA**  
Spring axle



**SW**  
Flat size



**GL**  
Smooth axle

Tube material:

**B**

Bright steel

**V**

Bright zinc plated steel

Further information:

Property	Range
Temperature range	-50 °C–100 °C (in various versions)
Load carrying capacity	Up to 240 kg
Max. conveying speed	0.8m/s

The series offers a cost effective solution for medium weight applications.

- Antistatic version
- Varying version of the two axle ends
- Axle slip on caps

Bearing base: Steel sheet

Bearing:

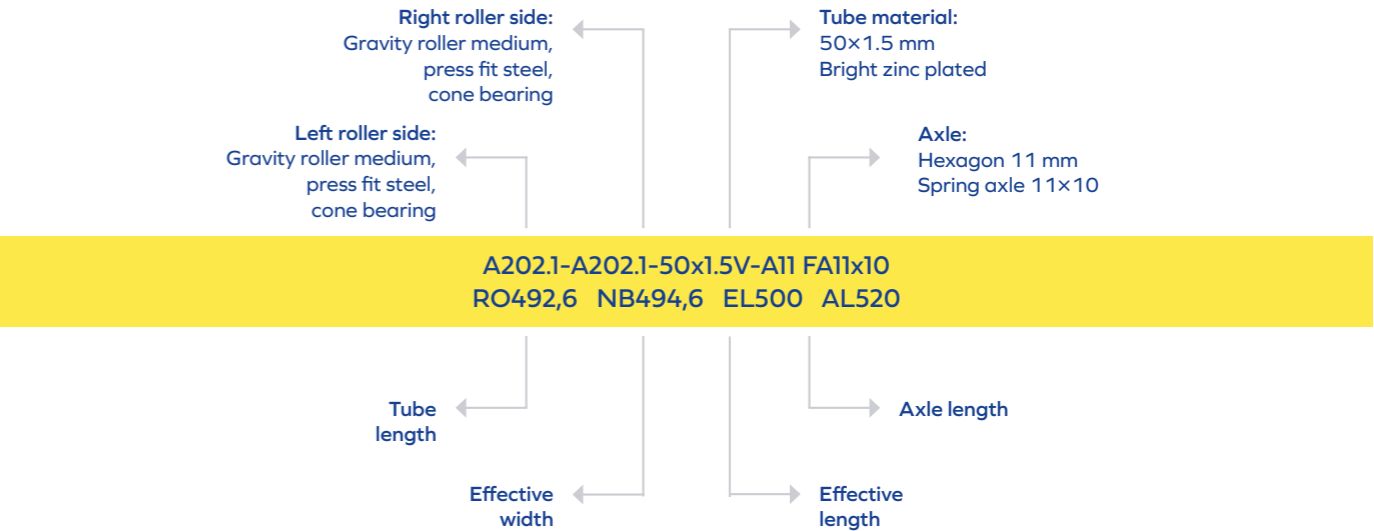
Cone bearings are bearings in which the bearing balls run between the bearing shell and the cone. They are usually delivered in pairs with either the two cones on the inside and running between the bearing shells or with the bearing shells on the inside and the cones on the outside

Tube/Axle combination:


Tube / Axle	6	8	10	11	12	14	15
30 mm	•	•	•				
40 mm		•	•	•	•		
50 mm		•	•	•	•	•	•
60 mm		•	•	•	•	•	•
80 mm		•	•	•	•	•	•

Axle version (standard dimensions):

Axle	IGM	M	AGM	GL	FA	SW
6		6x10		6x8	6x8	
8	5x10	8x15	6x12	8x8	8x8	
10	6x10	10x15	8x15	10x10	10x10	8x10
11	8x15			11x10	11x10	
12	8x15	12x20	10x20	12x10	12x10	10x10
14	10x15	14x10	12x20	14x10	14x10	12x10
15	10x15	14x20	12x20	15x10	15x10	12x10



Gravity roller



Axle version:



**IGM**  
Internal thread



**M**  
External thread



**AGM**  
Stepped external thread



**FA**  
Spring axle



**SW**  
Flat size



**GL**  
Smooth axle

Tube material:

B	V	KG	KB	N	A
Bright steel	Bright zinc plated steel	Grey plastic RAL 7030	Blue plastic RAL 5015	Stainless steel	Aluminium

Further information:

Property	Range
Temperature range	0 °C–80 °C
Load carrying capacity	Up to 300 kg
Max. conveying speed	0.8m/s

The series offers a cost effective solution for medium weight applications.

- Antistatic version
- Quality bearings
- Varying version of the two axle ends
- Axle slip on caps

Bearing base: Plastic

Bearing:

Groove ball bearings are bearings in which rolling bodies between an inner ring and an outer ring reduce frictional resistance – in contrast to the lubrication in plain bearings. Rolling friction mainly occurs between the three main components: inner ring, outer ring and the rolling bodies.

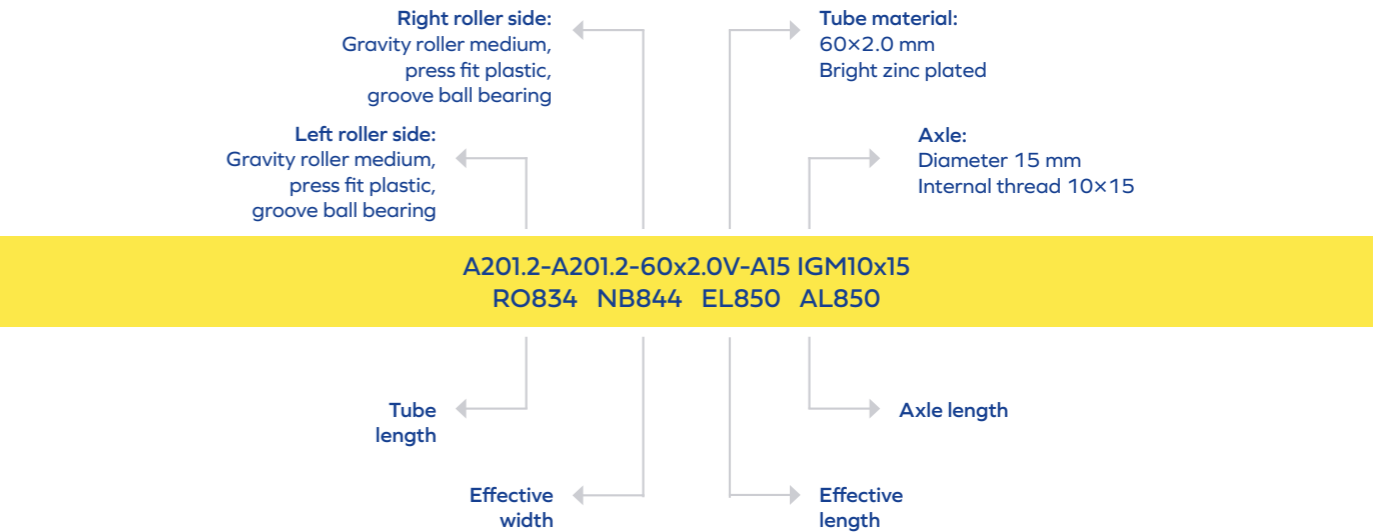
Tube/Axle combination:

Tube / Axle	10	11	12	15	17	20
40 mm	●	●	●	●		
50 mm	●	●	●	●		
60 mm	●	●	●	●		
63.5 mm			●	●	●	
80 mm			●	●	●	●
89 mm						●


Flanged bearing for tube Ø50, unflanged version for tubes Ø40, Ø60, Ø63, Ø80, Ø89.

Axle version (standard dimensions):

Axle	IGM	M	AGM	GL	FA	SW
10	6×10	10×15	8×15	10×10	10×10	8×10
11	8×15			11×10	11×10	
12	8×15	12×20	10×20	12×10	12×10	10×10
15	10×15	14×20	12×20	15×10	15×10	12×10
17	12×18	16×25	14×20	17×10	17×10	14×10
20	12×18	20×25	16×20	20×10		17×10



Gravity roller



Axle version:

**IGM**  
Internal thread

**M**  
External thread

**AGM**  
Stepped external thread

**FA**  
Spring axle

**SW**  
Flat size

**GL**  
Smooth axle

Tube material:

B	V
Bright steel	Bright zinc plated steel

Further information:

Property	Range
Temperature range	0 °C–80 °C
Load carrying capacity	Up to 300 kg
Max. conveying speed	0.8m/s

The series offers a cost-effective solution for medium weight applications.

- Antistatic version
- Quality bearings
- Varying version of the two axle ends
- Axle slip on caps

Bearing base: Steel sheet

Precision ball bearing DIN 625

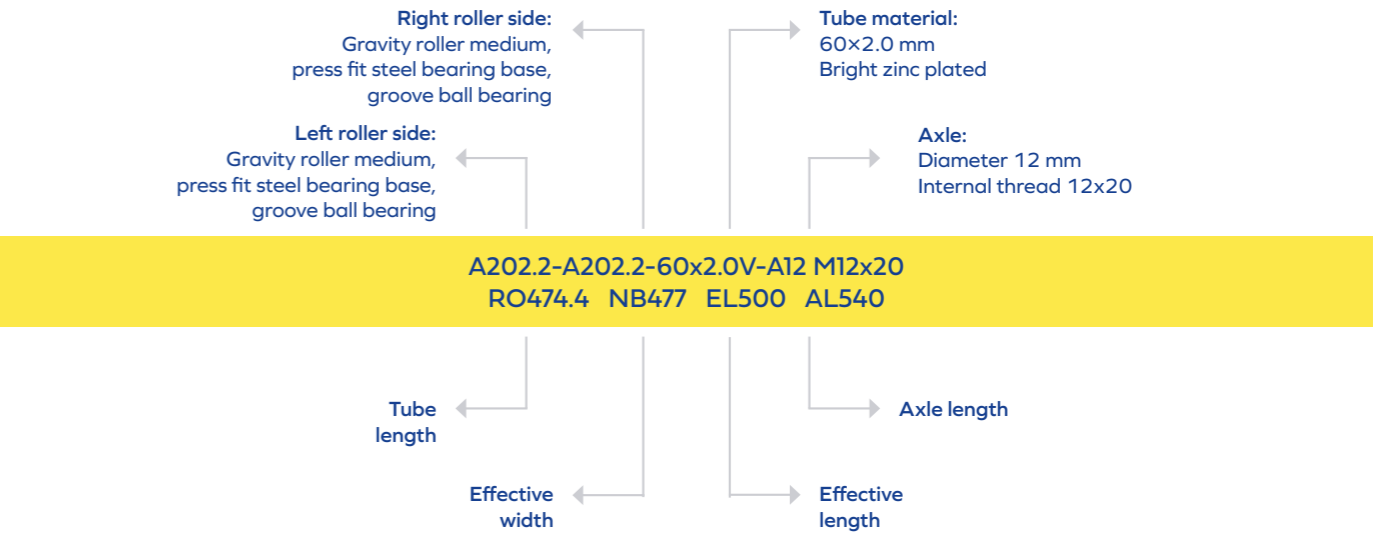
- Standard DIN groove ball bearing
- Highest load carrying capacity and longest service life
- Precise ball running
- Extremely temperature resistant
- Low noise operation

Tube/Axle combination:


Tube / Axle	10	11	12	15	17	20
40 mm	●	●	●	●		
50 mm	●	●	●	●	●	
80 mm	●	●	●	●	●	●

Axle version (standard dimensions):

Axle	IGM	M	AGM	GL	FA	SW
10	6×10	10×15	8×15	10×10	10×10	8×10
11	8×15			11×10	11×10	
12	8×15	12×20	10×20	12×10	12×10	10×10
15	10×15	14×20	12×20	15×10	15×10	12×10
17	12×18	16×25	14×20	17×10		14×10
20	12×18	20×25	16×20			17×10



Gravity roller



Axle version:



**IGM**  
Internal thread



**M**  
External thread



**AGM**  
Stepped external thread



**SW**  
Flat size



**GL**  
Smooth axle

Tube material:

B	V
Bright steel	Bright zinc plated steel

Further information:

Property	Range
Temperature range	0 °C–80 °C
Load carrying capacity	Up to 500 kg
Max. conveying speed	0.8m/s

The series offers a cost effective solution for heavy weight applications.

- Antistatic version
- Quality bearings
- Varying version of the two axle ends
- Axle slip on caps

Bearing base: Steel sheet

Precision ball bearing DIN 625

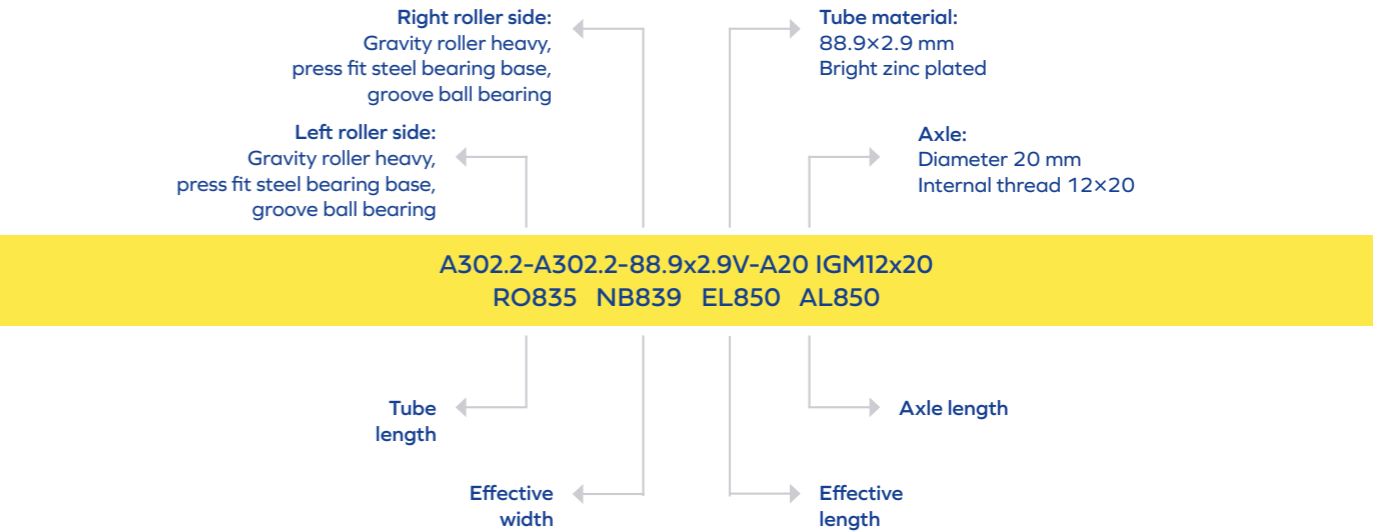
- Standard DIN groove ball bearing
- Highest load carrying capacity and longest service life
- Precise ball running
- Extremely temperature resistant
- Low-noise operation

Tube/Axle combination:


Tube / Axle	17	20	25
63.5 mm		●	
80 mm	●	●	
89 mm	●	●	●
108 mm	●	●	●

Axle version (standard dimensions):

Axle	IGM	M	AGM	GL	FA	SW
17	12×18	16×25	14×20	17×10		14×10
20	8×15	20×25	16×20	20×10		17×10
25	12×18		16×28			20×15



Gravity roller



Axle version:



**IGM**  
Internal thread



**M**  
External thread



**AGM**  
Stepped external thread



**SW**  
Flat size

Tube material:

B	V	N
Bright steel	Bright zinc plated steel	Stainless steel (Only for tube ø 80 x 2 mm)

Further information:

Property	Range
Temperature range	0 °C–80 °C
Load carrying capacity	Up to 750 kg
Max. conveying speed	0.8m/s

The series offers a cost effective solution for heavy weight applications.

- Antistatic version
- Quality bearings
- Varying version of the two axle ends
- Axle slip on caps

Bearing base: Welded steel sheet

Precision ball bearing DIN 625

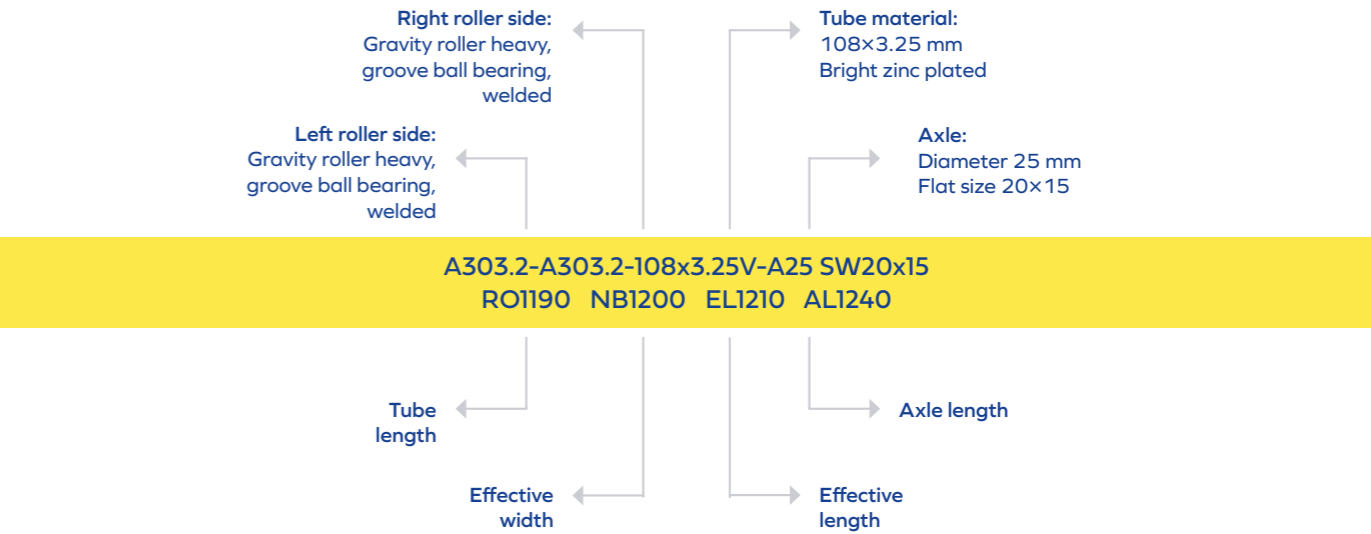
- Standard DIN groove ball bearing
- Highest load carrying capacity and longest service life
- Precise ball running
- Extremely temperature resistant
- Low noise operation
- With stainless steel version made of non-corrosive material

Tube/Axle combination:

Tube / Axle	20	25
63.5 mm	•	
80 mm	•	•
89 mm	•	•
108 mm	•	•

Axle version (standard dimensions):

Axle	IGM	M	AGM	GL	FA	SW
20	12×18	20×25	16×20			17×10
25	16×24		16×28			20×15



# Series B

# Grooved rollers

Euroroll's series B has formed grooves as well as pressed-in plastic grooveing heads. The grooved rollers enable driven container transport by round belts and are mainly used for crates and cardboard boxes. If the round belt moves, the conveyor roller also moves. The maximum load carrying capacity per roller with grooves is 300 N due to the low driving force of the round belt.



## Round belt

The diameter of the round belts is 5 mm or 6 mm. The maximum resulting groove depth is also 6 mm. The roller pitch influences the length of the round belts used in each case.

## Tube material and diameter

Available types of tubes are: 50×1.5, 50×2.0, 60×1.5, 60×2.0; 80×1.5, 80×2.0. Grooves can be incorporated to tubes with a wall thickness of up to 2 mm. The respective types of tubes are available in bright and bright zinc plated versions.

## Axle

The following diameters are available in this series: 8, 10, 12, SW11, 15 mm. Internal thread, spring axle, circlip, flat sizes or external thread are also available. Euroroll recommends an axle version that is secured against rotation, e.g. an internal threaded axle, for round belt drives.

## Bearing

Groove ball bearings are bearings in which rolling bodies between an inner ring and an outer ring reduce frictional resistance, in contrast to the lubrication in plain bearings. Rolling friction mainly occurs between the three main components: inner ring, outer ring and the rolling bodies.

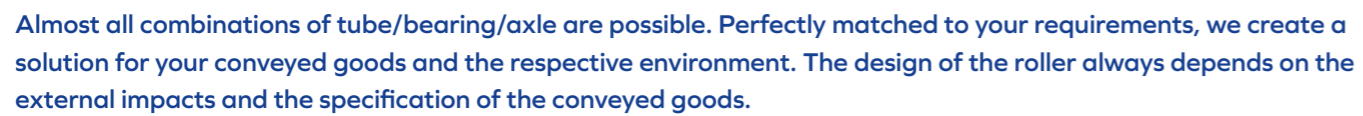
In conveyor technology, a distinction must be made between the use of ZZ and RS bearings. With ZZ bearings, the sealing of the ball bearing is made of metal and ensures particularly smooth running of the conveyed goods. With RS bearings, the sealing of the ball bearing is made of plastic and provides improved protection against dust and splash water.

You can choose between precision ball bearings DIN 625, available in 2RS and ZZ. The bearing bases are always made of plastic, as the flanging and press fit of plastic bearing bases are more advantageous.

## Surface

For the surface, you can choose between a powder coating or chromium, PU, PVC or PUR coatings.

## Series Overview




### Dimensions:

AL = Axle length  
RO = Tube dimension without add-ons

Page 54

Grooved roller



Axle version:

**IGM**  
Internal thread

**M**  
External thread

**AGM**  
Stepped external thread

**FA**  
Spring axle

**SW**  
Flat size

**GL**  
Smooth axle

Tube material:

B	V
Bright steel	Bright zinc plated steel

Further information:

Property	Range
Temperature range	0-80 °C
Load carrying capacity	Up to 50 kg
Max. conveying speed	0.8m/s

The series offers a cost effective solution for medium weight applications.

- Antistatic version
- Quality bearings
- Varying version of the two axle ends
- Axle slip on caps

Drive head:

The B101.2 series has a formed groove that can accommodate a round belt with a material thickness of 5 mm or 6 mm. This enables smooth running and low noise transport of, in particular, cardboard boxes and containers.

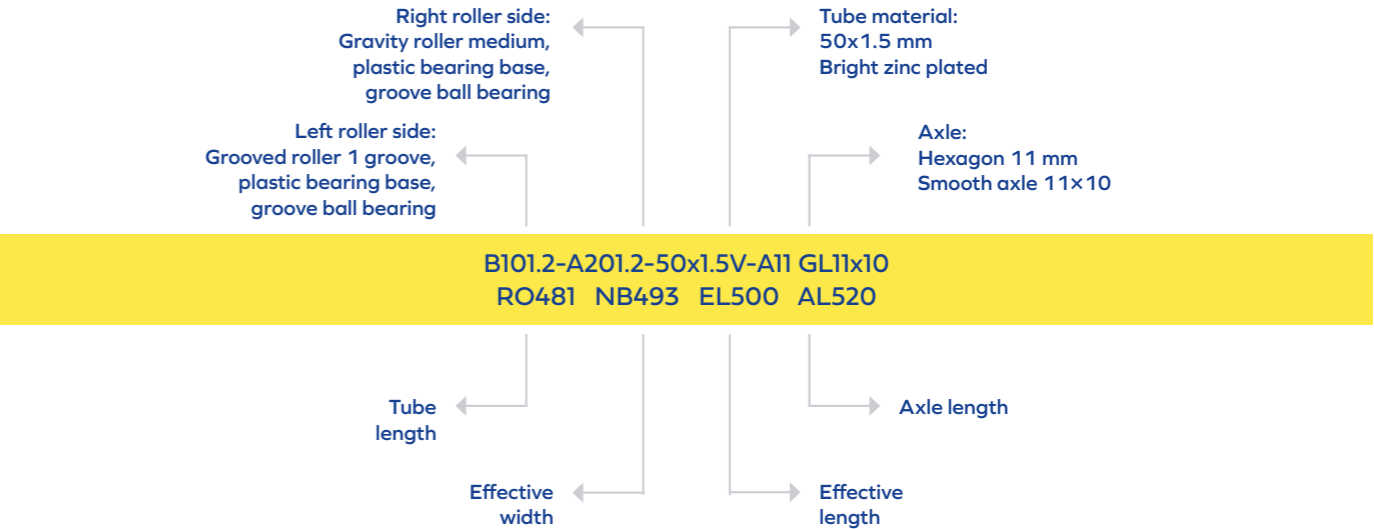
Tube/Axle combination:


Tube / Axle	8	10	11	12	15
50 mm	●	●	●	●	●
60 mm	●	●	●	●	
80 mm		●	●	●	●

Flanged bearing for tube Ø50, unflanged version for tubes Ø60 and Ø80.

Axle version (standard dimensions):

Axle	IGM	M	AGM	GL	FA	SW
8	5x10	8x15	6x12	8x8	8x8	
10	6x10	10x15	8x15	10x10	10x10	8x10
11	8x15			11x10	11x10	
12	8x15	12x20	10x20	12x10	12x10	10x10
15	10x15	14x20		15x10	15x10	12x10





Axle version:



**IGM**  
Internal thread



**M**  
External thread



**AGM**  
Stepped external thread



**FA**  
Spring axle



**SW**  
Flat size



**GL**  
Smooth axle

Tube material:

B	V
Bright steel	Bright zinc plated steel

Further information:

Property	Range
Temperature range	0-80 °C
Load carrying capacity	Up to 50 kg
Max. conveying speed	0.8m/s

The series offers a cost effective solution for medium weight applications.

- Antistatic version
- Welded-on flanges
- Quality bearings
- Varying version of the two axle ends
- Axle slip on caps

Drive head:

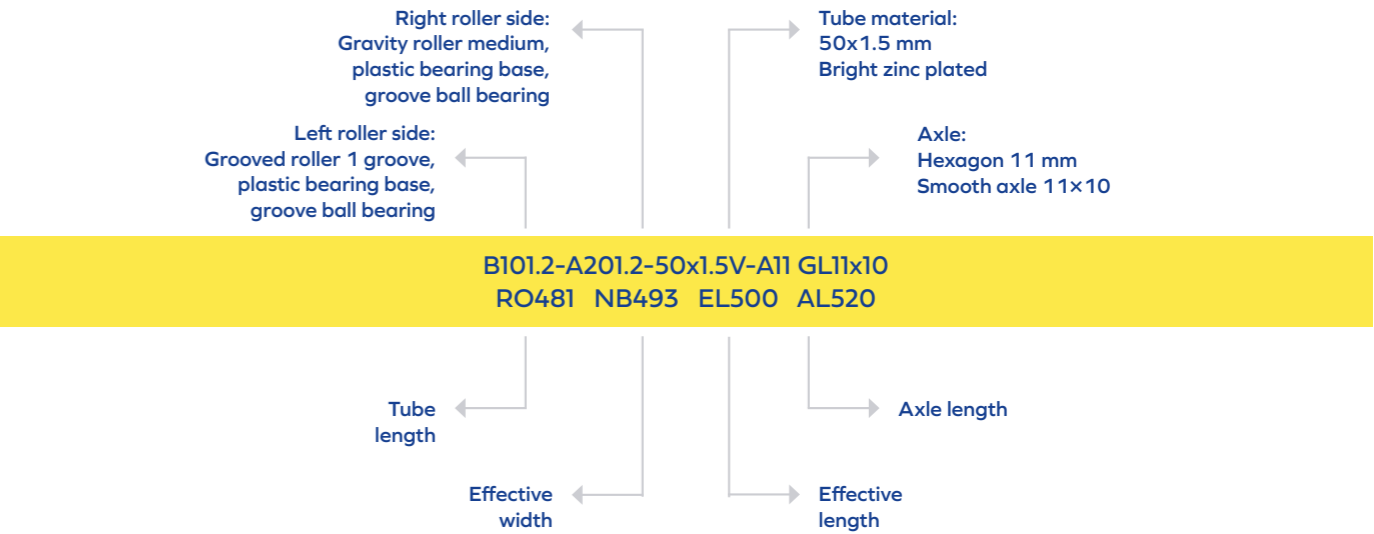
The B201.2 series has a formed groove that can accommodate a round belt with a material thickness of 5 mm or 6 mm. This enables smooth running and low noise transport of, in particular, cardboard boxes and containers.


Tube/Axle combination:

Tube / Axle	8	10	11	12	15
50 mm	●	●	●	●	●
60 mm	●	●	●	●	
80 mm		●	●	●	●

Axle version (standard dimensions):

Axle	IGM	M	AGM	GL	FA	SW
8	5x10	8x15	6x12	8x8	8x8	
10	6x10	10x15	8x15	10x10	10x10	8x10
11	8x15			11x10	11x10	
12	8x15	12x20	10x20	12x10	12x10	10x10
15	10x15	14x20		15x10	15x10	12x10





Axle version:



**IGM**  
Internal thread



**M**  
External thread



**AGM**  
Stepped external thread



**FA**  
Spring axle



**SW**  
Flat size



**GL**  
Smooth axle

Tube material:

B	V
Bright steel	Bright zinc plated steel

Further information:

Property	Range
Temperature range	0-80 °C
Load carrying capacity	Up to 50 kg
Max. conveying speed	0.8m/s

The series offers a cost effective solution for medium weight applications.

- Antistatic version
- Welded-on flanges
- Quality bearings
- Varying version of the two axle ends
- Axle slip on caps

Drive head:

The B301.2 series has a formed groove that can accommodate a round belt with a material thickness of 5 mm or 6 mm. This enables smooth running and low noise transport of, in particular, cardboard boxes and containers.

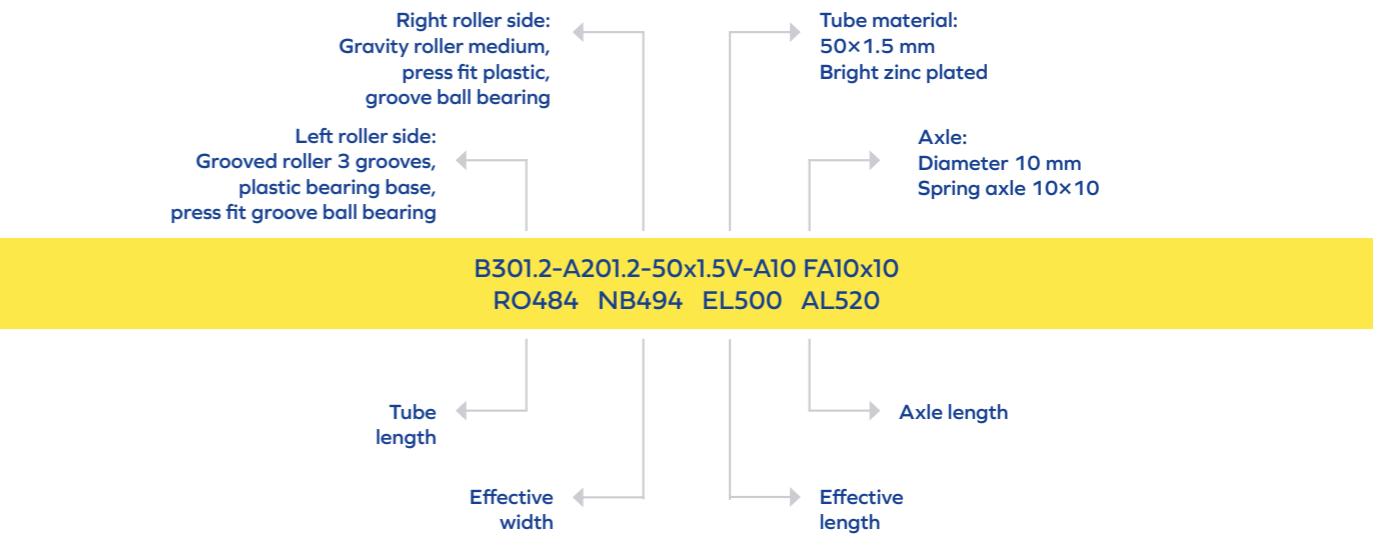
Tube/Axle combination:


Tube / Axle	8	10	11	12	15
50 mm	●	●	●	●	●
60 mm	●	●	●	●	
80 mm		●	●	●	●

Flanged bearing for tube Ø50, unflanged version for tubes Ø60 and Ø80.

Axle version (standard dimensions):

Axle	IGM	M	AGM	GL	FA	SW
8	5x10	8x5	6x12	8x8	8x8	
10	6x10	10x15	8x15	10x10	10x10	8x10
11	8x15			11x10	11x10	
12	8x15	12x20	10x20	12x10	12x10	10x10
15	10x15	14x20		15x10	15x10	12x10





Axle version:



**IGM**  
Internal thread



**M**  
External thread



**AGM**  
Stepped external thread



**FA**  
Spring axle



**SW**  
Flat size



**GL**  
Smooth axle

Tube material:

B	V
Bright steel	Bright zinc plated steel

Further information:

Property	Range
Temperature range	0-80 °C
Load carrying capacity	Up to 50 kg
Max. conveying speed	0.8m/s

The series offers a cost effective solution for medium weight applications.

- Antistatic version
- Quality bearings
- Varying version of the two axle ends
- Axle slip on caps

Drive head:

The B401.2 series has a pressed-in plastic head with 2 grooves.  
(Diameter 5–6 mm), A=13.5 and B=13.5

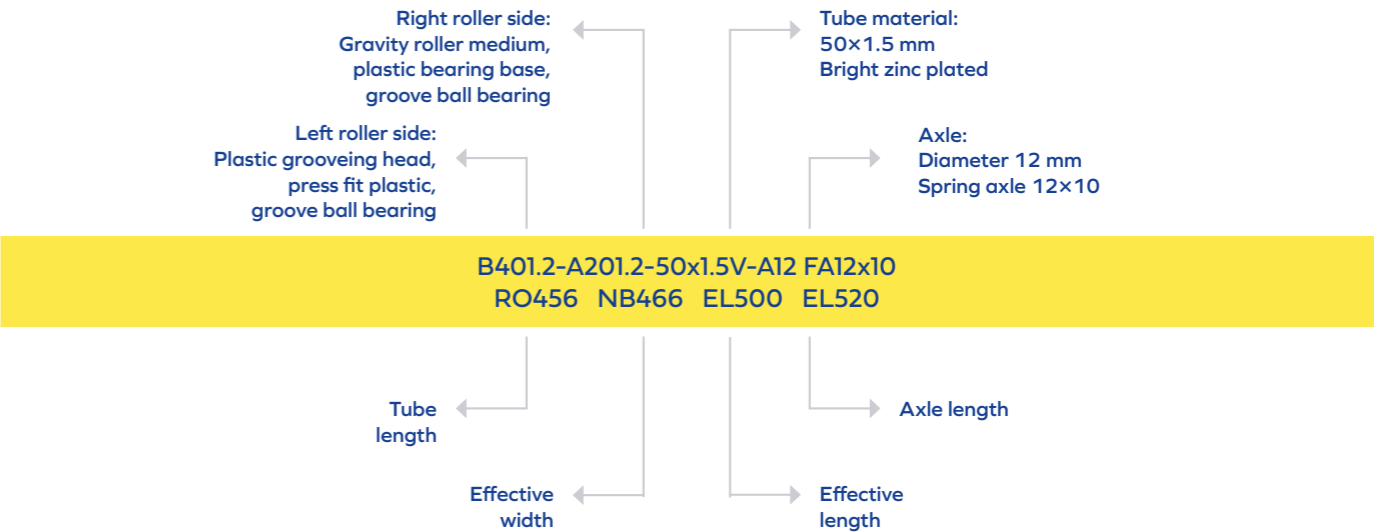
Tube/Axle combination:

Tube / Axle	11	12
50	●	●
60	●	●

Flanged bearing for tube Ø50, unflanged version for tube Ø60.

Axle version (standard dimensions):

Axle	IGM	M	AGM	GL	FA	SW
11	8x15			12x10	12x10	
12	8x15	12x20	10x20	12x10	12x10	10x10



# Series C

# Poly-V rollers

Euroroll's series C is ideal for the powered unit load conveying of light and medium weight goods such as cardboard boxes, containers and tyres. The series C can also be used in many other industrial applications.



## Type of drives

The nine grooves of the drive head allow the use of multi-ribbed Poly-V belts. The main advantage over a chain drive: Higher speeds are achieved in combination with significantly lower noise levels

## Tube material and diameter

Available types of tubes are: 50×1.5, 60×2, 80×2. The respective types of tubes are available in bright and bright zinc plated versions.

## Axle

The following diameters are available in this series: 12, SW 11 mm. Whether internal thread, spring axle, flat sizes or external thread – we manufacture what you need!

## Bearing

Groove ball bearings are bearings in which rolling bodies between an inner ring and an outer ring reduce frictional resistance, in contrast to the lubrication in plain bearings. Rolling friction mainly occurs between the three main components: inner ring, outer ring and the rolling bodies.

In conveyor technology, a distinction must be made between the use of ZZ and RS bearings. With ZZ bearings, the sealing of the ball bearing is made of metal and ensures particularly smooth running of the conveyed goods. With RS bearings, the sealing of the ball bearing is made of plastic and provides improved protection against dust and splash water. You can choose between precision ball bearings DIN 625 in 2RS and ZZ.

## Surface

You can choose between powder coating or hardening, PTFE, chromium, PU, PVC and PUR coatings.

Antistatic

Max.  
load carrying  
capacity:  
800 N

Conical

Series Overview



Almost all combinations of tube/bearing/axle are possible. Perfectly matched to your requirements, we create a solution for your conveyed goods and the respective environment. The design of the roller always depends on the external impacts and the specification of the conveyed goods.

Series	Bearing	Tube diameter in mm	Axle diameter in mm	Fastening of drive head	Tube material	Load carrying capacity
C 101.2	ZZ Groove ball bearing	50, 60, 80	11, 12	Press fit plastic	Steel, stainless steel, aluminium	Medium
C 203.2	Ball bearing	50, 60, 80	11, 12	Welded steel	Steel	Heavy

Dimensions:

The dimensions of the Poly-V rollers depend on the installation length. When making an enquiry or ordering, please always state the clear width between the profiles. Sufficient axial play is taken into account. The effective width (NB) is also decisive.

NB = Effective width

EL = Installation length, clear width between the side profiles


AL = Axle length

RO = Tube dimension without add-ons

Example calculation: EL = 450 mm  
NB = 450 - 31.7 - 2.3 = 416 mm



Poly-V roller



Axle version:



**IGM**  
Internal thread



**M**  
External thread



**AGM**  
Stepped external thread



**FA**  
Spring axle



**SW**  
Flat size



**GL**  
Smooth axle

Tube material:

B	V	N	A
Bright steel	Bright zinc plated steel	Stainless steel	Aluminium

Further information:

Property	Range
Temperature range	-0 °C to 80 °C
Load carrying capacity	Up to 50 kg
Max. conveying speed	2 m/s

The series offers a cost effective solution for medium weight applications.

- Antistatic version
- Welded-on flanges
- Quality bearings
- Varying version of the two axle ends

Drive head:

The C101.2 series has a pressed-in Poly-V plastic head (DIN 7867), which is known for its durability, robustness and cost effectiveness.

Bearing base:

Plastic

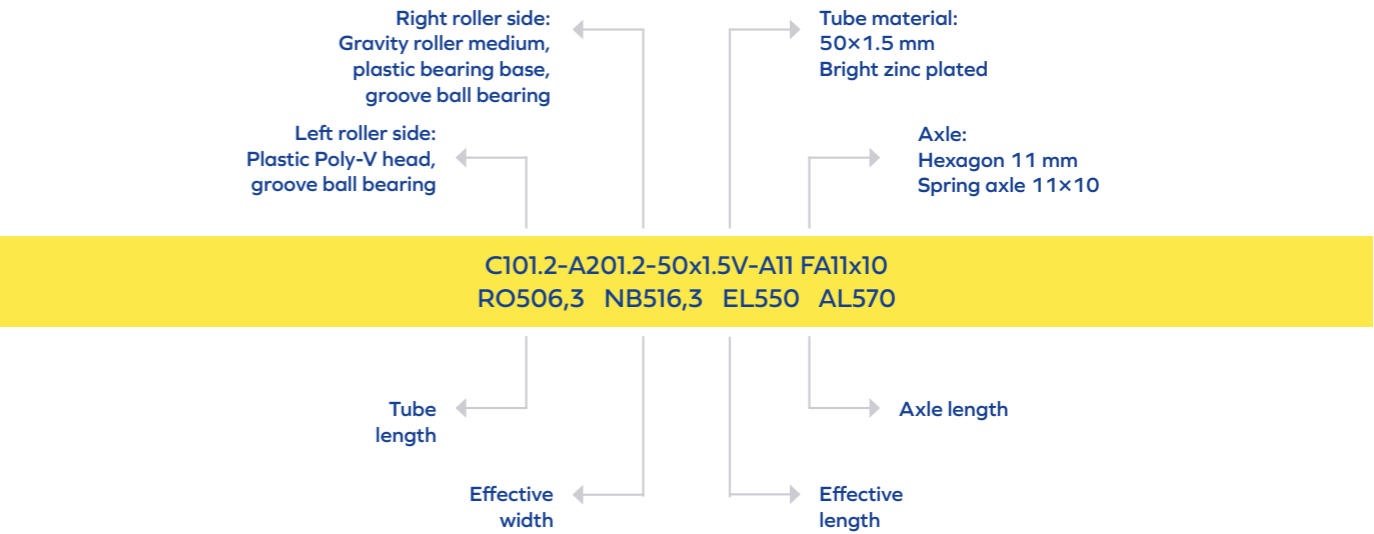
Tube/Axle combination:

Tube / Axle	11	12
50 mm	●	●
60 mm	●	●
80 mm	●	●

Flanged bearing for tube Ø50, unflanged version for tubes Ø60 and Ø80.


Axle version (standard dimensions):

Axle	IGM	M	AGM	GL	FA	SW
11	8x15			11x10	11x10	
12	8x15	12x20	10x20	12x10	12x10	10x10



Series C203.2

Poly-V roller



Axle version:

**IGM**  
Internal thread

**M**  
External thread

**AGM**  
Stepped external thread

**FA**  
Spring axle

**SW**  
Flat size

**GL**  
Smooth axle

Tube material:

B	V
Bright steel	Bright zinc plated steel

Further information:

Property	Range
Temperature range	-28 °C to +40 °C
Load carrying capacity	Up to 50 kg
Max. conveying speed	2 m/s

- This version is particularly suitable for reversing operation.
- Antistatic version
  - Welded-on flanges
  - Quality bearings
  - Seeger ring recess
  - Milled bearing seat
  - Varying version of the two axle ends

Series C203.2

Equipped with a welded-in Poly-V steel head, which is known for its durability, robustness and cost effectiveness.

Precision ball bearing according to DIN 625

- Standard DIN groove ball bearing
- Highest load carrying capacity and longest service life
- Precise ball running
- Extremely temperature resistant
- Low noise operation
- With stainless steel version made of non-corrosive material

Bearing base:

Steel sheet or plastic

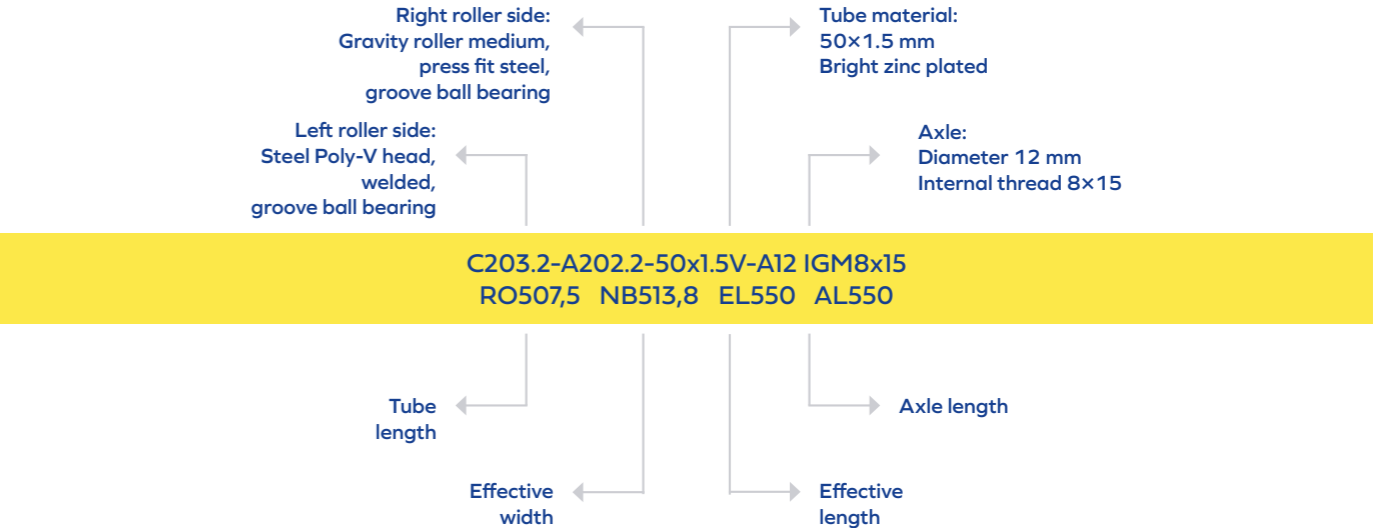
Tube/Axle combination:

Tube / Axle	11	12
50 mm	●	●
60 mm	●	●

Flanged bearing for tube Ø50, unflanged version for tube Ø60.

Axle version (standard dimensions):

Axle	IGM	M	AGM	GL	FA	SW
11	8x15			11x10	11x10	
12	8x15	12x20	10x20	12x10	12x10	10x10



# Series D

# Toothed belt rollers

Toothed belt rollers of the series D are ideal for conveying light weight goods on powered roller conveyors. Your advantages: High conveying speeds and low noise development. They are particularly suitable for use in dry and dust-free rooms.



## Type of drives

The toothed belts of the drive head enable the transport of light and medium weight conveyed goods. Higher speeds are achieved in combination with significantly lower noise levels than with a chain drive.

## Tube material and diameter

You can choose between the following diameters for the available types of tubes: 50, 60, 63, 63.5, 80. The types of tubes are available in bright and bright zinc plated versions.

## Axle

The following axle diameters are available in this series: 12 and 15 mm. Whether internal thread, spring axle, circlip, flat sizes or external thread – we manufacture what you need!

## Bearing

Precision ball bearings DIN 625 in 2RS and ZZ are available.

## Surface


You can choose between powder coating or hardening, PTFE, chromium, PU, PVC and PUR coatings.

Max.  
load carrying  
capacity:  
800 N

From high  
temperature to  
deep  
freeze range

Conical

Series overview



Almost all combinations of tube/bearing/axle are possible. Perfectly matched to your requirements, we create a solution for your conveyed goods and the respective environment. The design of the roller always depends on the external impacts and the specification of the conveyed goods.

Series	Bearing	Tube diameter in mm	Axle diameter in mm	Fastening of drive head	Tube material	Load carrying capacity
D 101.2	ZZ Groove ball bearing	50, 60, 63.5, 80	8, 10, 11, 12, 15, 17	Press fit plastic	Steel	Light
D 202.2	ZZ Groove ball bearing	50, 60, 63.5, 80	8, 10, 11, 12, 15, 17	Press fit steel	Steel	Medium

Dimensions:


The dimensions of the toothed belt rollers depend on the installation length. When making an enquiry or ordering, please always state the clear width between the profiles. Sufficient axial play is taken into account. The effective width (NB) is also decisive.

NB = Effective width  
EL = Installation length, clear width between the side profiles

AL = Axle length  
RO = Tube dimension without add-ons

Example calculation: EL = 450 mm  
NB = 450 - 31.7 - 2.3 = 416 mm

Toothed belt roller



Axle version:



**IGM**  
Internal thread



**M**  
External thread



**AGM**  
Stepped external thread



**FA**  
Spring axle



**SW**  
Flat size



**GL**  
Smooth axle

Tube material:

B	V	N	A
Bright steel	Bright zinc plated steel	Stainless steel	Aluminium

Further information:

Property	Range
Temperature range	0 °C to +80 °C
Load carrying capacity	Up to 50 kg
Max. conveying speed	2 m/s

The series offers a cost effective solution for light weight applications.

- Antistatic version
- Quality bearings
- Seeger ring recess
- Varying version of the two axle ends

Equipped with a press fit plastic toothed belt, which is known for its durability, robustness and cost effectiveness.

Bearing base: Plastic

Precision ball bearing DIN 625

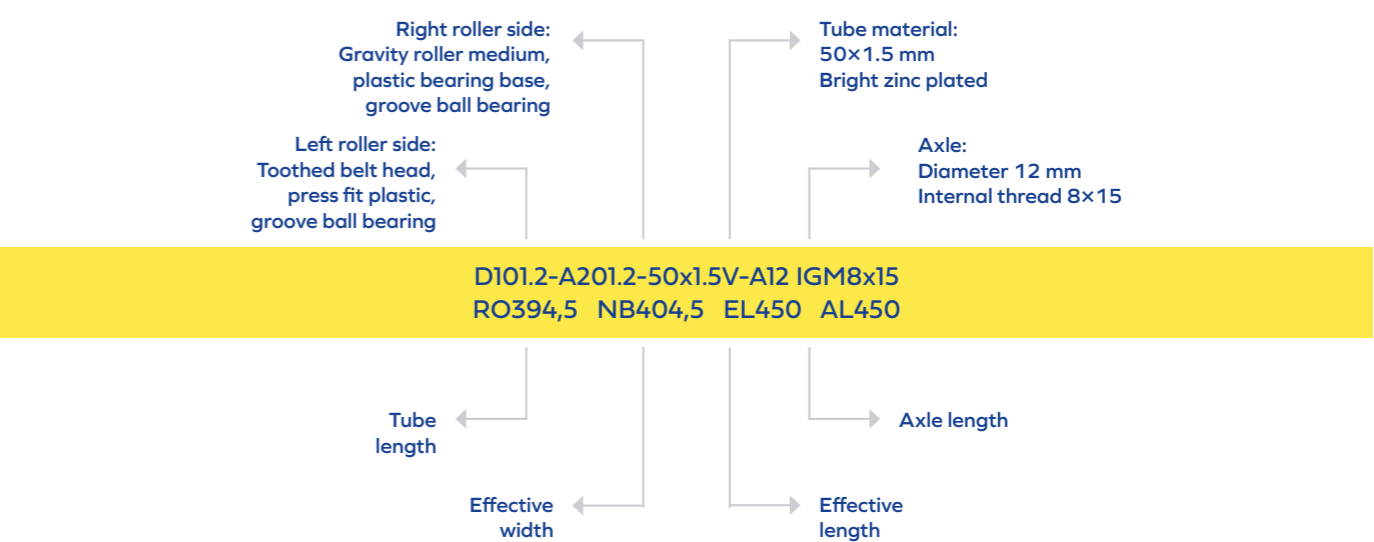
- Standard DIN groove ball bearing
- Highest load carrying capacity and longest service life
- Precise ball running
- Extremely temperature resistant
- Low noise operation
- With stainless steel version made of non-corrosive material

Tube/Axle combination:


Tube / Axle	8	10	11	12	15	17
50 mm	•	•	•	•	•	•
60 mm		•	•	•	•	•
63.5 mm			•	•	•	•
80 mm			•	•	•	•

Axle version (standard dimensions):


Axle	IGM	M	AGM	GL	FA	SW
8	8x15	8x15	6x12	8x8	8x8	
10	6x10	10x15	8x15	10x10	10x10	8x10
11	8x15			11x10	11x10	
12	8x15	12x20	10x20	12x10	12x10	10x10
15	10x15	14x20		15x10	15x10	12x10




Toothed belt roller




Axle version:




**IGM**  
Internal thread



**M**  
External thread



**AGM**  
Stepped external thread



**FA**  
Spring axle



**SW**  
Flat size



**GL**  
Smooth axle

Tube material:

B	V	N
Bright steel	Bright zinc plated steel	Stainless steel

Further information:

Property	Range
Temperature range	-28 °C to +40 °C
Load carrying capacity	Up to 50 kg
Max. conveying speed	2 m/s

The series offers a cost effective solution for medium weight applications.

- Antistatic version
- Quality bearings
- Seeger ring recess
- Varying version of the two axle ends
- Axle slip on caps

Equipped with a press fit steel toothed belt, which is known for its durability, robustness and cost effectiveness.

Precision ball bearing DIN 625

- Standard DIN groove ball bearing
- Highest load carrying capacity and longest service life
- Precise ball running
- Extremely temperature resistant
- Low noise operation
- With stainless steel version made of non-corrosive material

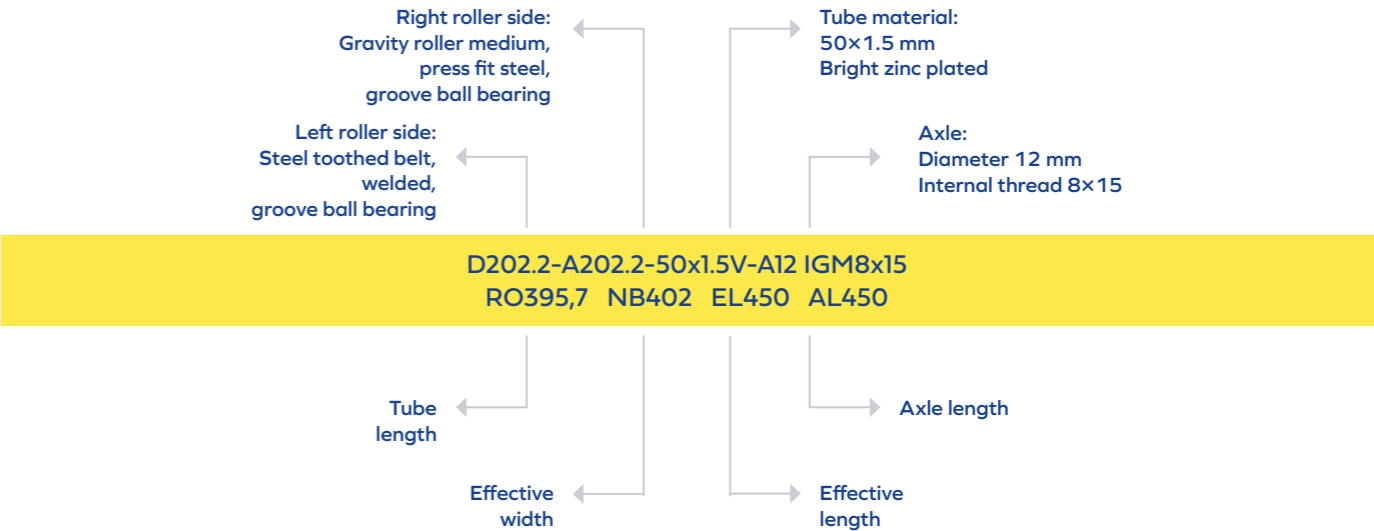
Bearing base: Steel sheet

Tube/Axle combination:

Tube / Axle	8	10	11	12	15	17
50 mm	●	●	●	●	●	●
60 mm		●	●	●	●	●
63.5 mm			●	●	●	●
80 mm			●	●	●	●

Axle version (standard dimensions):

Axle	IGM	M	AGM	GL	FA	SW
8	8x15	8x15	6x12	8x8	8x8	
10	6x10	10x15	8x15	10x10	10x10	8x10
11	8x15			11x10	11x10	
12	8x15	12x20	10x20	12x10	12x10	10x10
15	10x15	14x20		15x10	15x10	12x10
17	12x18	14x20	14x20			15x10



# Series E

# Single sprocket roller

Euroroll's series E single sprocket roller is tailor made for the powered unit load conveying of heavy weight goods. This mainly includes pallets and steel containers, but also other heavy weight conveyed goods used in numerous industrial applications.



## Type of drives

You can choose between varying sprocket drives – depending on your needs. The standard Euroroll version includes 5/8" sprockets with either 15 or 18 teeth or 1/2" sprockets with either 11 or 14 teeth. We also supply the 1/2" sprockets in a press fit plastic or steel version.

## Tube material and diameter

Available types of tubes are: 50×1.5; 50×2.0; 60×2.0; 60×3.0; 80×2.0; 80×3.0; 89×3.0. The respective types of tubes are either bright or bright zinc plated.

## Axle

The following diameters are available in this series: 12, 15, 17, 20 and 25 mm. Whether internal thread, wrench sizes or external thread: We manufacture what you need!

## Bearing

Our precision ball bearings DIN625 are available in 2RS and ZZ. All weld seams are cold zinc plated as standard and are not smoothed.

Precision ball bearings DIN 625 have the following properties:

- Standard DIN groove ball bearing
- Highest load carrying capacity and longest service life
- Precise ball running
- Extremely temperature resistant
- Low noise operation
- With stainless steel version made of non-corrosive material

## Surface

All weld seams are cold zinc plated as standard and are not smoothed.

Various  
types of  
toothings

Max.  
load carrying  
capacity:  
5,000 N

From high  
temperature to  
deep  
freeze range

Series Overview

Almost all combinations of drive/tube/bearing/ axle are possible. Perfectly matched to your requirements, we create a solution for your conveyed goods and the respective environment. The design of the roller depends on the external impacts and the specification of the conveyed goods.



Series	Inch	Number of teeth	Tube diameter in mm	Axle diameter in mm	Fastening of drive head	Tube material	Load carrying capacity
E 101.2	3/8"	z variable	30, 40, 50,	8, 10	Steel/stainless steel: Press fit welded Friction	Steel Plastic Stainless steel	Light
E 201.2	1/2"	z11 & z14	50, 60, 63, 80	8, 10, SW11, 12, 14, 15, 17	Plastic: Press fit Friction	Steel Plastic Stainless steel	Light
E 302.2	1/2"	z variable	50, 60, 63, 80	10, 12, 15	Steel/stainless steel: Press fit welded Friction	Steel Plastic Stainless steel	Medium
E 403.2	5/8"	z variable Standard: z14	60, 63.5, 80, 89, 108	17, 20, 25	Steel/stainless steel: Welded	Steel Stainless steel	Heavy
E 503.2	3/4"	z variable	89, 108	20, 25	Steel/stainless steel: Welded	Steel Stainless steel	Heavy

Dimensions:

The dimensions of the single sprocket rollers depend on the installation length (EL). When making an enquiry or ordering, please always state the clear width between the profiles. Sufficient axial play is taken into account. The effective width (NB) and the dimension of the sprocket are also decisive. Installation length to centre of sprocket (EL-MK) and centre of sprocket to beginning of effective width (MK-NB).

NB = Effective width


EL = Installation length, clear width between the side profiles

AL = Axle length

RO = Tube dimension without add-ons

Example calculation: EL = 1000 mm  
NB = 1000 - 18 - 18 - 5 = 959 mm

Single sprocket roller



Axle version:

**IGM**  
Internal thread

**M**  
External thread

**AGM**  
Stepped external thread

**FA**  
Spring axle

**SW**  
Flat size

**GL**  
Smooth axle

Tube material:

B	V	N
Bright steel	Bright zinc plated steel	Stainless steel

Further information:

Property	Range
Temperature range	-28 °C to +80 °C
Load carrying capacity	Up to 200 kg
Max. conveying speed	0.5m/s

The series offers a cost effective solution for medium weight applications.

- Antistatic version
- Welded-on flanges
- Quality bearings
- Varying version of the two axle ends
- Axle slip on caps

Equipped with a pressed-in 3/8" steel single sprocket, which is known for its durability, robustness and cost effectiveness. Congestion drive/friction drive possible.

Precision ball bearing DIN 625

- Standard DIN groove ball bearing
- Highest load carrying capacity and longest service life
- Precise ball running
- Extremely temperature resistant
- Low noise operation
- With stainless steel version made of non-corrosive material

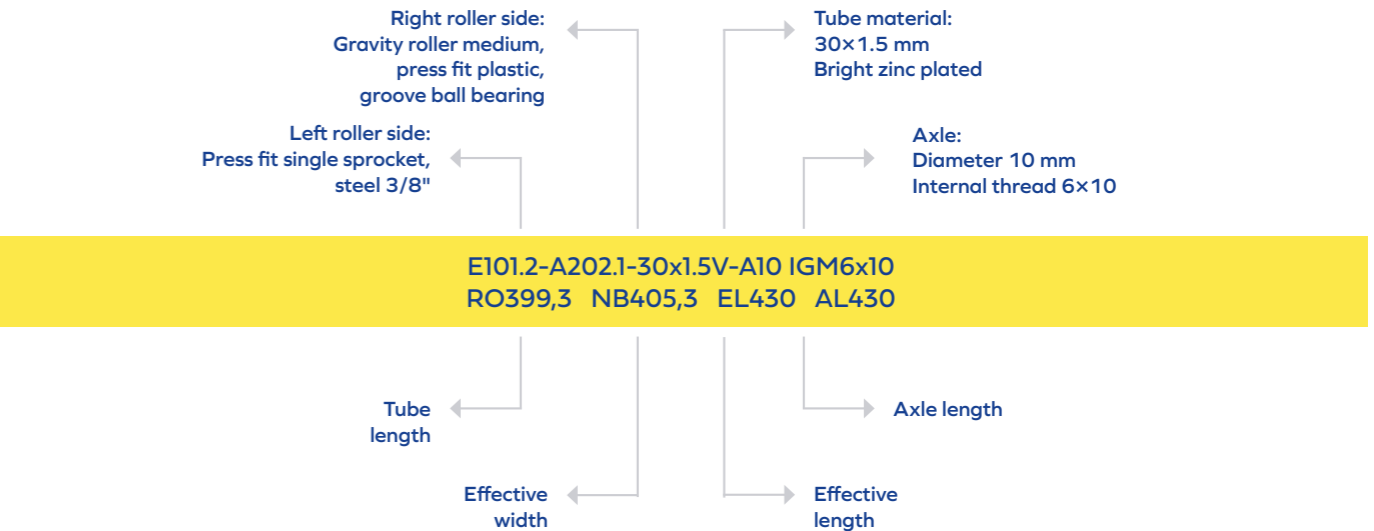
Bearing base: Press fit steel or plastic

Tube/Axle combination:

Tube / Axle	8	10
30 mm	●	●
40 mm	●	●
50 mm	●	●


Axle version (standard dimensions):

Axle	IGM	M	AGM	GL	FA	SW
8	5x10	8x15	6x12	8x8	8x8	
10	6x10	10x15	8x15	10x10	10x10	8x10



Series E201.2

Single sprocket roller



Axle version:

**IGM**  
Internal thread

**M**  
External thread

**AGM**  
Stepped external thread

**FA**  
Spring axle

**SW**  
Flat size

**GL**  
Smooth axle

Tube material:

B	V	N	A
Bright steel	Bright zinc plated steel	Stainless steel	Aluminium

Further information:

Property	Range
Temperature range	-28 °C to +80 °C
Load carrying capacity	Up to 200 kg
Max. conveying speed	0.5m/s

The series offers a cost effective solution for medium weight applications.

- Antistatic version
- Welded-on flanges
- Quality bearings
- Varying version of the two axle ends
- Axle slip on caps

Series E201.2

Equipped with a pressed-in 1/2" plastic single sprocket, which is known for its durability, robustness and cost effectiveness. Congestion drive/friction drive possible.

Precision ball bearing DIN 625

- Standard DIN groove ball bearing
- Highest load carrying capacity and longest service life
- Precise ball running
- Extremely temperature resistant
- Low noise operation
- With stainless steel version made of non-corrosive material

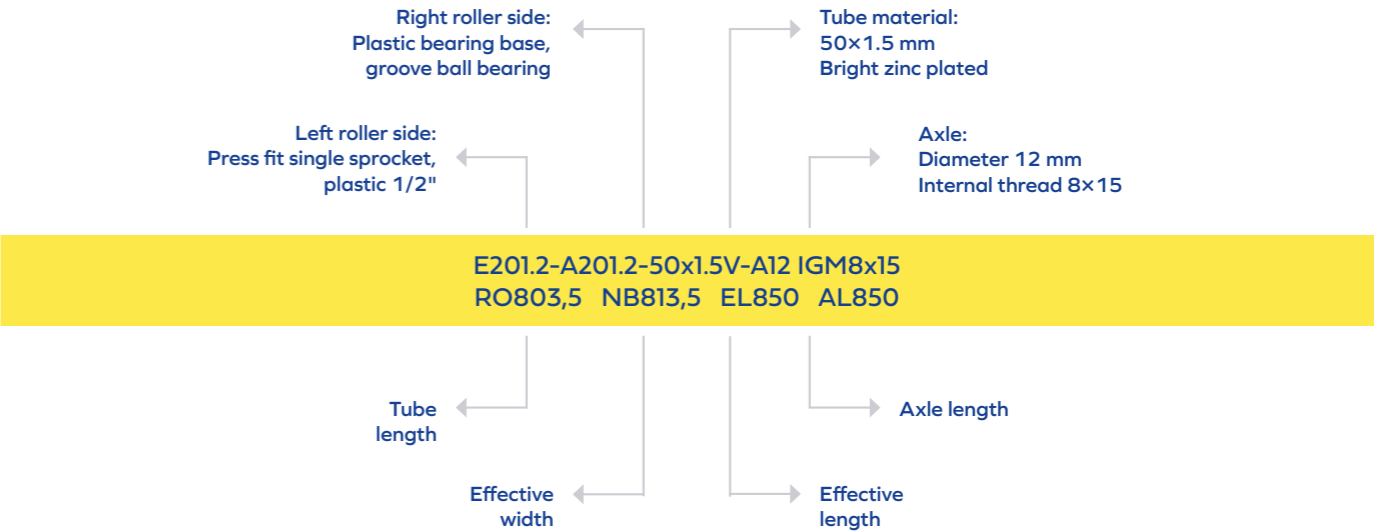
Bearing base: Press fit plastic

Tube/Axle combination:

Tube / Axle	8	10	11	12	14	15	17
50 mm	•	•	•	•	•	•	
60 mm		•	•	•	•	•	•
63.5 mm				•	•	•	•
80 mm		•	•	•	•	•	•


Axle version (standard dimensions):

Axle	IGM	M	AGM	GL	FA	SW
8	5x10	8x15	6x12	8x8	8x8	
10	6x10	10x15	8x15	10x10	10x10	8x10
11	8x15			11x10	11x10	
12	8x15	12x20	10x20	12x10	12x10	10x10
14	10x20	14x20	12x20	14x10	14x10	12x10
15	10x20	14x20	12x20			12x10
17	12x20	16x20				15x10



Series E302.2

Single sprocket roller



Axle version:

**IGM**  
Internal thread

**M**  
External thread

**AGM**  
Stepped external thread

**FA**  
Spring axle

**SW**  
Flat size

**GL**  
Smooth axle

Tube material:

B	V	N
Bright steel	Bright zinc plated steel	Stainless steel

Further information:

Property	Range
Temperature range	-28 °C to +80 °C
Load carrying capacity	Up to 200 kg
Max. conveying speed	0.5m/s

The series offers a cost effective solution for medium weight applications.

- Antistatic version
- Welded-on flanges
- Quality bearings
- Varying version of the two axle ends
- Axle slip on caps

Equipped with a pressed-in 1/2" steel single sprocket, which is known for its durability, robustness and cost effectiveness. Congestion drive/friction drive possible.

Series E302.2

Precision ball bearing DIN 625

- Standard DIN groove ball bearing
- Highest load carrying capacity and longest service life
- Precise ball running
- Extremely temperature resistant
- Low noise operation
- With stainless steel version made of non-corrosive material

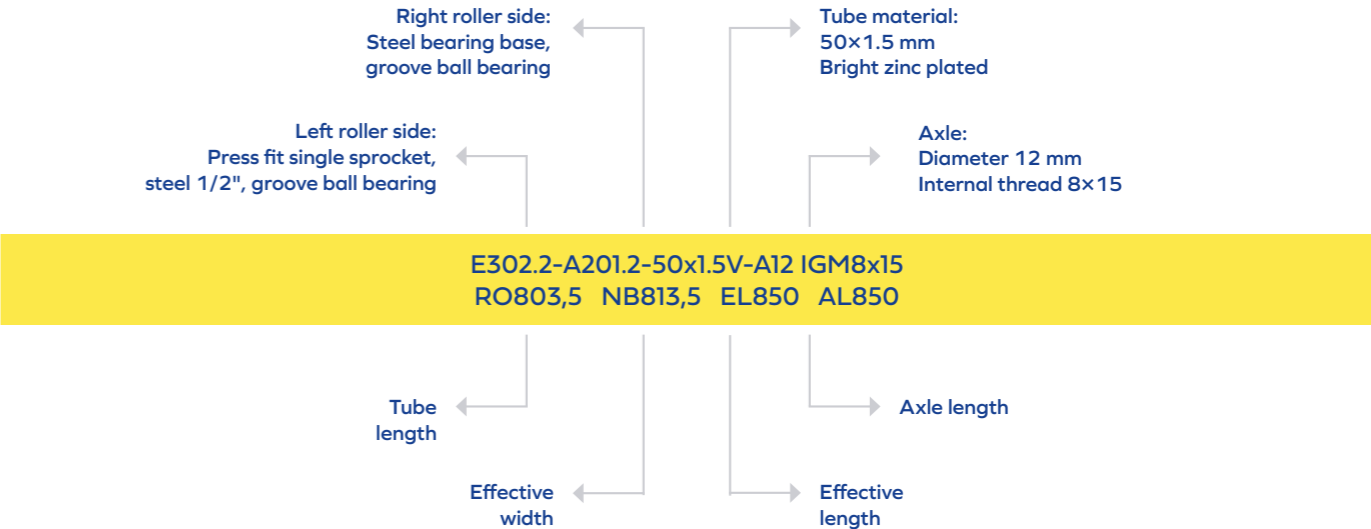
Bearing base: Press fit steel or plastic

Tube/Axle combination:


Tube / Axle	10	12	15
50 mm	●	●	●
60 mm	●	●	●
63.5 mm		●	●
80 mm		●	●

Axle version (standard dimensions):

Axle	IGM	M	AGM	GL	FA	SW
10	6x10	15x10	8x15	10x10	10x10	8x10
12	8x15	12x20	10x20	12x10	12x10	10x10
15	10x20	14x20	12x20			12x10



Single sprocket roller



Axle version:



**IGM**  
Internal thread



**M**  
External thread



**SW**  
Flat size

Tube material:

B	V	N
Bright steel	Bright zinc plated steel	Stainless steel

Further information:

Property	Range
Temperature range	-28 °C to +80 °C
Load carrying capacity	Up to 750 kg
Max. conveying speed	0.5m/s

The series offers a cost effective solution for medium weight applications.

- Antistatic version
- Welded-on flanges
- Quality bearings
- Varying version of the two axle ends
- Axle slip on caps

Equipped with a welded-in 5/8" single sprocket steel head with 14 teeth, which is known for its durability, robustness and cost effectiveness.

Precision ball bearing DIN 625

- Standard DIN groove ball bearing
- Highest load carrying capacity and longest service life
- Precise ball running
- Extremely temperature resistant
- Low noise operation
- With stainless steel version made of non-corrosive material

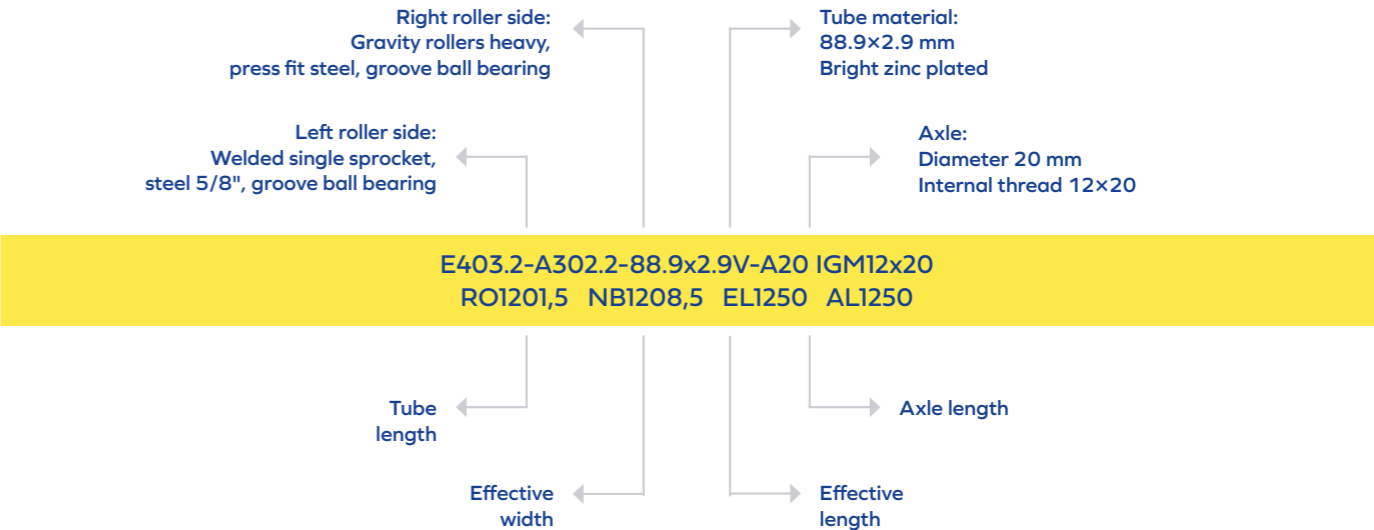
Bearing base: Press fit or welded steel

Tube/Axle combination:

Tube / Axle	17	20	25
60 mm	●		
63.5 mm	●		
80 mm	●	●	●
89 mm	●	●	●
108 mm	●	●	●


Axle version (standard dimensions):

Axle	IGM	M	AGM	GL	FA	SW
17	12x20	16x20				15x10
20	12x20	20x20				17x10
25	16x25					20x10



Series E503.2

Single sprocket roller



Axle version:

**IGM**  
Internal thread

**M**  
External thread

**SW**  
Flat size

Tube material:

B	V	N
Bright steel	Bright zinc plated steel	Stainless steel

Further information:

Property	Range
Temperature range	-28 °C to +80 °C
Load carrying capacity	Up to 750 kg
Max. conveying speed	0.5m/s

Series E503.2

Equipped with a welded-in 3/4" steel single sprocket, which is known for its durability, robustness and cost effectiveness.

Precision ball bearing DIN 625

- Standard DIN groove ball bearing
- Highest load carrying capacity and longest service life
- Precise ball running
- Extremely temperature resistant
- Low noise operation
- With stainless steel version made of non-corrosive material

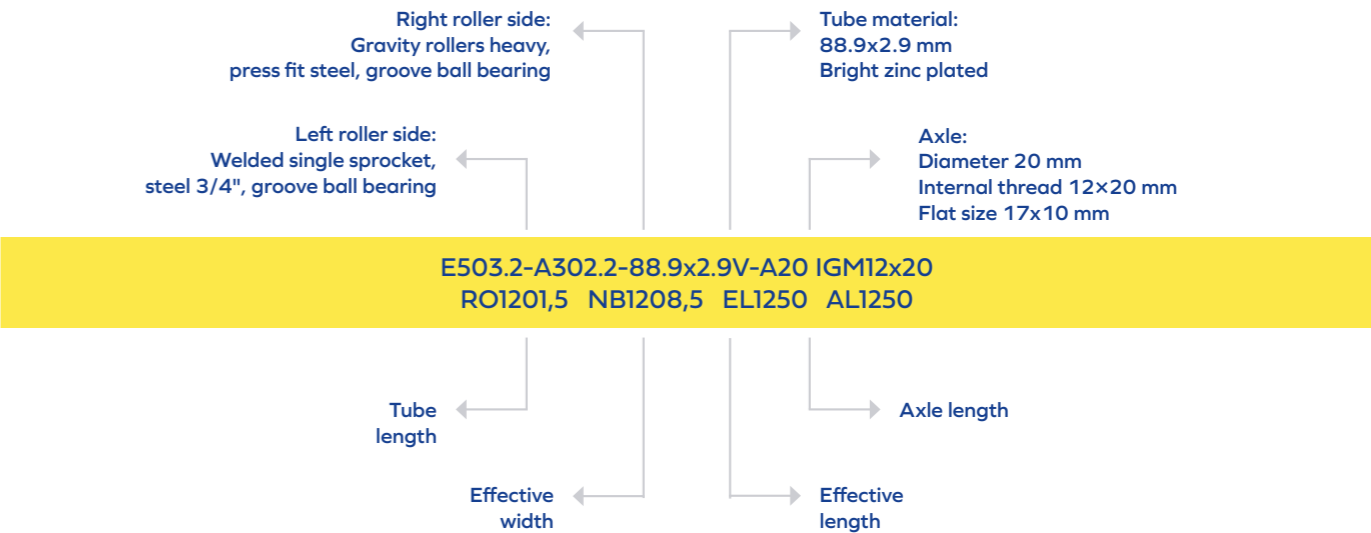
Bearing base: Press fit or welded steel

Tube/Axle combination:

Tube / Axle	20	25
89 mm	●	●
108 mm	●	●

Axle version (standard dimensions):

Axle	IGM	M	AGM	GL	FA	SW
20	12x20	20x20				17x10
25	16x25					20x10



# Series F

# Double sprocket roller

Euroroll's series F double sprocket roller is tailor made for the powered unit load conveying of heavy weight goods. This mainly includes pallets and steel containers, but also other heavy conveyed goods used in numerous industrial applications.



## Type of drives

You can choose between varying sprocket drives – depending on your needs. The standard Euroroll version includes 5/8" sprockets with either 15 or 18 teeth or 1/2" sprockets with 14 teeth. We also supply 1/2" sprockets in a plastic or steel press fit version. Plastic drive elements are also available on request for certain types of tubes.

## Tube material and diameter

Available types of tubes are: 50×1.5; 50×2.0; 60×2.0; 60×3.0; 80×2.0; 80×3.0; 89×3.0.  
The respective types of tubes are either bright or bright zinc plated.

## Axle

The following diameters are available in this series: 12, 15, 17, 20 and 25 mm. Whether internal thread, circlip, flat sizes or external thread: We manufacture what you need!

## Bearing

Our precision ball bearings DIN625 are available in 2RS and ZZ.  
All weld seams are cold zinc plated as standard and are not smoothed.

Precision ball bearings DIN 625 have the following properties:

- Standard DIN groove ball bearing
- Highest load carrying capacity and longest service life
- Precise ball running
- Extremely temperature resistant
- Low noise operation
- With stainless steel version made of non-corrosive material

Various  
types of  
toothings

Max.  
load carrying  
capacity:  
5000 N

From high  
temperature to  
deep  
freeze range

Series Overview

Almost all combinations of tube/bearing/axle are possible. Perfectly matched to your requirements, we create a solution for your conveyed goods and the respective environment. The design of the roller always depends on the external impacts and the specification of the conveyed goods.



Series	Inch	Number of teeth	Tube diameter in mm	Axle diameter in mm	Fastening of drive head	Tube material	Load-carrying capacity
F102.2	3/8"	z variable	30, 40, 50	8, 10	Steel/stainless steel: Press fit welded Friction	Steel Plastic Stainless steel	Medium
F201.2	1/2"	z14	50, 60, 63, 80	8, 10, SW11, 12, 14, 15, 17	Plastic: Press fit Friction	Steel Plastic Stainless steel	Light
F302.2	1/2"	z variable Standard: z14	50, 60, 63, 80	8, 10, SW11, 12, 14, 15, 17	Steel/stainless steel: Press fit welded Friction	Steel Plastic Stainless steel	Medium
F403.2	5/8"	z15	80, 89	17, 20, 25	Steel/stainless steel: Welded	Steel Stainless steel	Heavy
F503.2	3/4"	z variable	89, 108	20, 25	Steel/stainless steel: Welded	Steel Stainless steel	Heavy

Dimensions:


The dimensions of the double sprocket roller depend on the installation length (EL). When making an enquiry or ordering, please always state the clear width between the profiles. Sufficient axial play is taken into account. The effective width (NB) and the dimension of the sprocket are also decisive. Installation length to centre of sprocket (EL-MZ) and centre of sprocket to beginning of effective width (MK-NB).

NB = Effective width  
EL = Installation length, clear width between the side profiles

AL = Axle length  
RO = Tube dimension without add-ons

Example calculation: EL = 1000 mm  
NB = 1000 - 18 - 18 - 5 = 959 mm

Double sprocket roller



Axle version:



**IGM**  
Internal thread



**M**  
External thread



**AGM**  
Stepped external thread



**FA**  
Spring axle



**SW**  
Flat size



**GL**  
Smooth axle

Tube material:

B	V	N
Bright steel	Bright zinc plated steel	Stainless steel

Further information:

Property	Range
Temperature range	-28 °C to +80 °C
Load carrying capacity	Up to 40 kg
Max. conveying speed	0.5m/s

The series offers a cost effective solution for medium weight applications.

- Antistatic version
- Welded-on flanges
- Quality bearings
- Varying version of the two axle ends
- Axle slip on caps

Equipped with a press fit 3/8" double sprocket steel head, which is known for its durability, robustness and cost effectiveness.  
Congestion drive/friction drive possible.

Precision ball bearing DIN 625

- Standard DIN groove ball bearing
- Highest load carrying capacity and longest service life
- Precise ball running
- Extremely temperature resistant
- Low noise operation
- With stainless steel version made of non-corrosive material

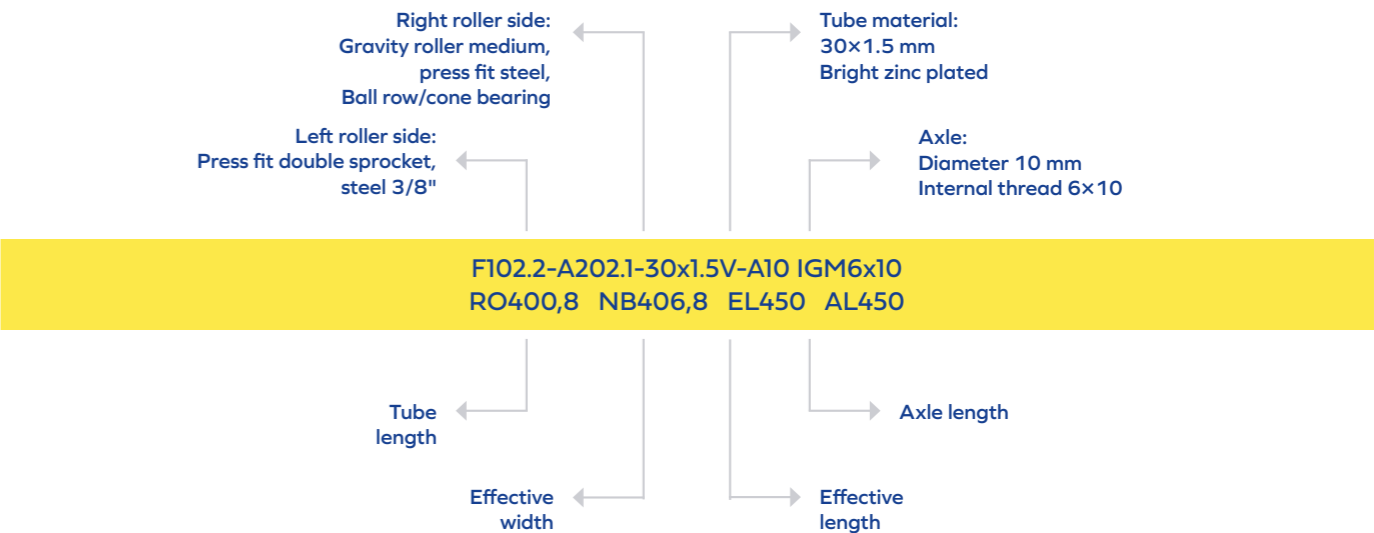
Bearing base: Press fit steel or plastic

Tube/Axle combination:

Tube / Axle	8	10
30 mm	●	●
40 mm	●	●
50 mm	●	●

Axle version (standard dimensions):

Axle	IGM	M	AGM	GL	FA	SW
8	5x10	8x15	6x10	8x8	8x8	
10	6x10	10x15	8x15	10x10	10x10	8x10



Double sprocket roller



Axle version:



**IGM**  
Internal thread



**M**  
External thread



**AGM**  
Stepped external thread



**FA**  
Spring axle



**SW**  
Flat size



**GL**  
Smooth axle

Tube material:

B	V	N	A
Bright steel	Bright zinc plated steel	Stainless steel	Aluminium

Further information:

Property	Range
Temperature range	-28 °C to +80 °C
Load carrying capacity	Up to 50 kg
Max. conveying speed	0.5m/s

The series offers a cost effective solution for medium weight applications.

- Antistatic version
- Welded-on flanges
- Quality bearings
- Varying version of the two axle ends
- Axle slip on caps

Equipped with a press-fitted 1/2" double sprocket plastic head, which is known for its durability, robustness and cost effectiveness.  
Congestion drive/friction drive possible.

Precision ball bearing DIN 625

- Standard DIN groove ball bearing
- Highest load carrying capacity and longest service life
- Precise ball running
- Extremely temperature resistant
- Low noise operation
- With stainless steel version made of non-corrosive material

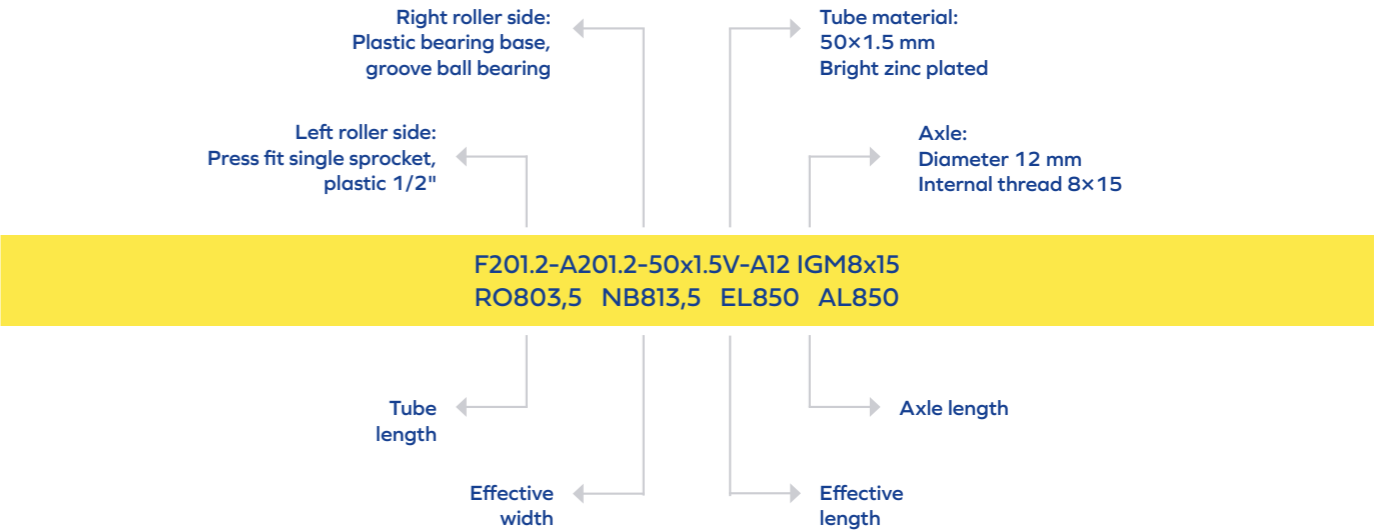
Bearing base: Press fit plastic

Tube/Axle combination:


Tube / Axle	8	10	11	12	14	15	17
50 mm	●	●	●	●	●	●	
60 mm		●	●	●	●	●	●
63.5 mm				●	●	●	●
80 mm		●	●	●	●	●	●

Axle version (standard dimensions):

Axle	IGM	M	AGM	GL	FA	SW
8	5x10	8x15	6x12	8x8	8x8	
10	6x10	10x15	8x15	10x10	10x10	8x10
11	8x15			11x10	11x10	
12	8x15	12x20	10x20	12x10	12x10	10x10
14	10x20	14x20	12x20	14x10	14x10	12x10
15	10x20	14x20	12x20			12x10
17	12x20	16x20				15x10



Double sprocket roller



Axle version:



**IGM**  
Internal thread



**M**  
External thread



**AGM**  
Stepped external thread



**FA**  
Spring axle



**SW**  
Flat size



**GL**  
Smooth axle

Tube material:

**B**  
Bright steel

**V**  
Bright zinc plated steel

**N**  
Stainless steel

Further information:

Property	Range
Temperature range	-28 °C to +80 °C
Load carrying capacity	Up to 100 kg
Max. conveying speed	0.5m/s

The series offers a cost effective solution for medium weight applications.

- Antistatic version
- Welded-on flanges
- Quality bearings
- Varying version of the two axle ends
- Axle slip on caps

Equipped with a press-fitted 1/2" steel double sprocket with 14 teeth, which is known for its durability, robustness and cost effectiveness.  
Congestion drive/friction drive possible.

Precision ball bearing DIN 625

- Standard DIN groove ball bearing
- Highest load carrying capacity and longest service life
- Precise ball running
- Extremely temperature resistant
- Low noise operation
- With stainless steel version made of non-corrosive material

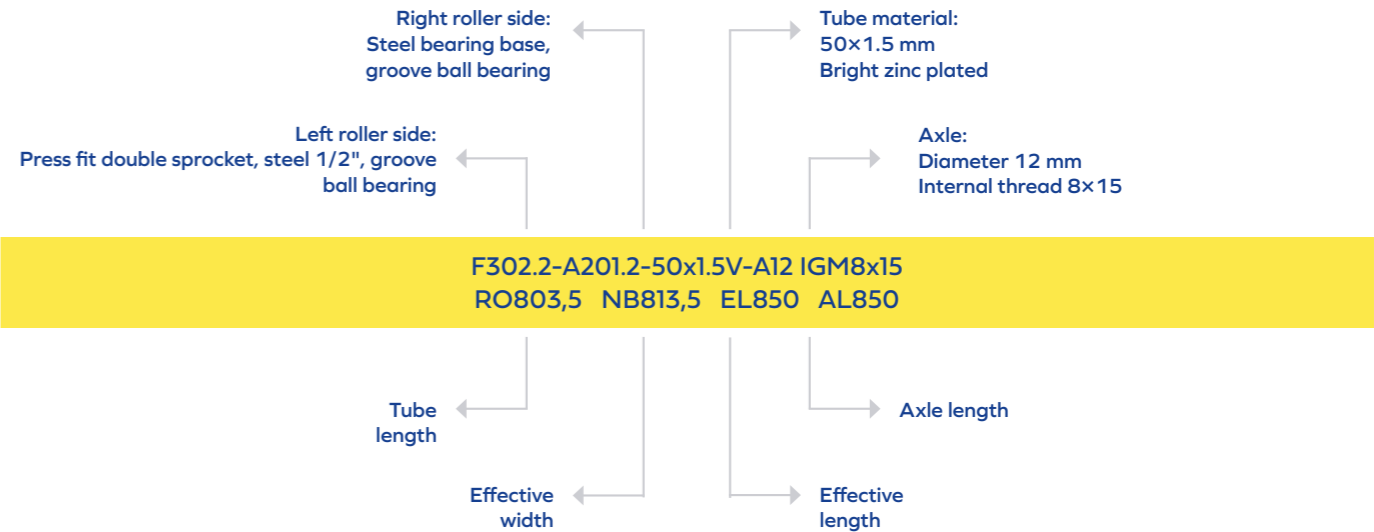
Bearing base: Press fit steel or plastic

Tube/Axle combination:


Tube / Axle	10	11	12	15	17
50 mm	•	•	•	•	•
60 mm	•	•	•	•	•
63.5 mm			•	•	•
80 mm		•	•	•	•

Axle version (standard dimensions):

Axle	IGM	M	AGM	GL	FA	SW
10	6x10	10x15	8x15	10x10	10x10	8x10
11	8x15			11x10	11x10	
12	8x15	12x20	10x20	12x10	12x10	10x10
15	10x20	14x20	12x20			12x10
17	12x20	16x20				15x10



Double sprocket roller



Axle version:



**IGM**  
Internal thread



**M**  
External thread



**SW**  
Flat size

Tube material:

B	V	N
Bright steel	Bright zinc plated steel	Stainless steel

Further information:

Property	Range
Temperature range	-28 °C to +80 °C
Load carrying capacity	Up to 750 kg
Max. conveying speed	0.5 m/s

The series offers a cost effective solution for medium weight applications.

- Antistatic version
- Welded-on flanges
- Quality bearings
- Varying version of the two axle ends
- Axle slip on caps

Equipped with a welded-in 5/8" double sprocket steel head with 15 teeth, which is known for its durability, robustness and cost effectiveness

Precision ball bearing DIN 625

- Standard DIN groove ball bearing
- Highest load carrying capacity and longest service life
- Precise ball running
- Extremely temperature resistant
- Low noise operation
- With stainless steel version made of non-corrosive material

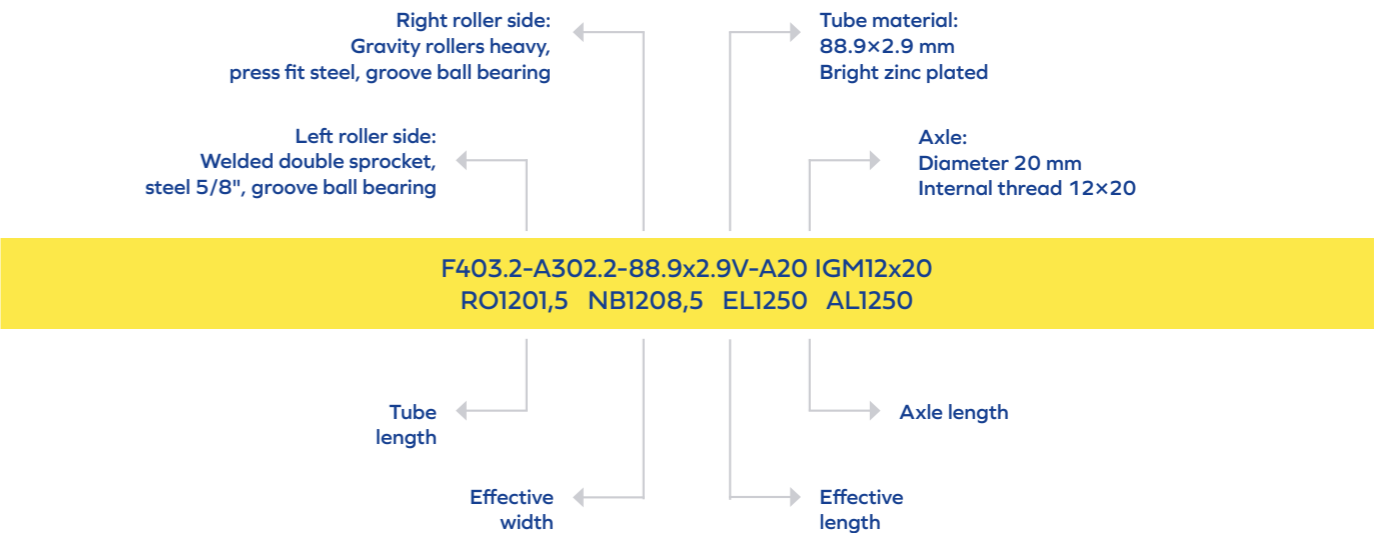
Bearing base: Press fit or welded steel

Tube/Axle combination:

Tube / Axle	17	20	25
80 mm	●	●	●
89 mm	●	●	●
108 mm	●	●	●


Axle version (standard dimensions):

Axle	IGM	M	AGM	GL	FA	SW
17	12x20	16x20				15x10
20	12x20	20x20				17x10
25	16x25					20x10



Series F503.2

Double sprocket roller



Axle version:



**IGM**  
Internal thread



**M**  
External thread



**SW**  
Flat size

Tube material:

B	V	N
Bright steel	Bright zinc plated steel	Stainless steel

Further information:

Property	Range
Temperature range	-28 °C to +80 °C
Load carrying capacity	Up to 750 kg
Max. conveying speed	0.5 m/s

The series offers a cost effective solution for medium weight applications.

- Antistatic version
- Welded-on flanges
- Quality bearings
- Varying version of the two axle ends
- Axle slip on caps

Equipped with a welded-in 3/4" double sprocket steel head, which is known for its durability, robustness and cost effectiveness.

Series F503.2

Precision ball bearing DIN 625

- Standard DIN groove ball bearing
- Highest load carrying capacity and longest service life
- Precise ball running
- Extremely temperature resistant
- Low noise operation
- With stainless steel version made of non-corrosive material

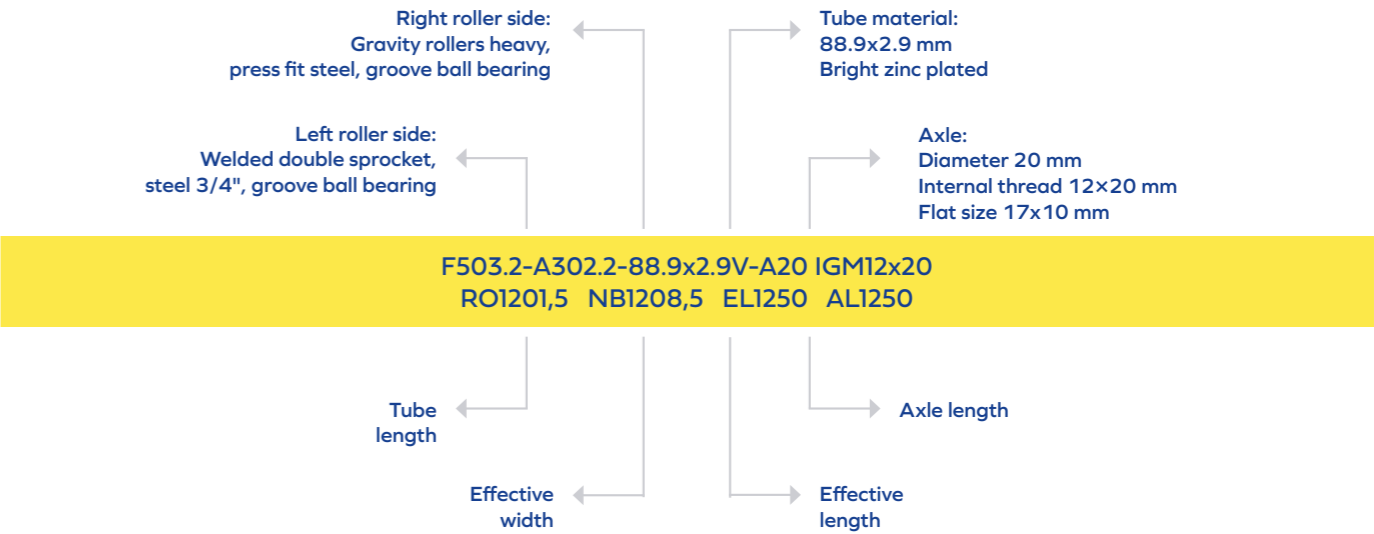
Bearing base: Press fit or welded steel

Tube/Axle combination:

Tube / Axle	20	25
89 mm	●	●
108 mm	●	●

Axle version (standard dimensions):

Axle	IGM	M	AGM	GL	FA	SW
20	12x20	20x20				17x10
25	16x25					20x10



# Series K

## Conical rollers

Conical rollers are used for powered and non-powered transport. They are particularly suitable for conveying boxes, containers or tyres. The K series conical attachments function as attachments for all A-F series rollers. The conicity of the rollers is 1.8° or 2.2°.

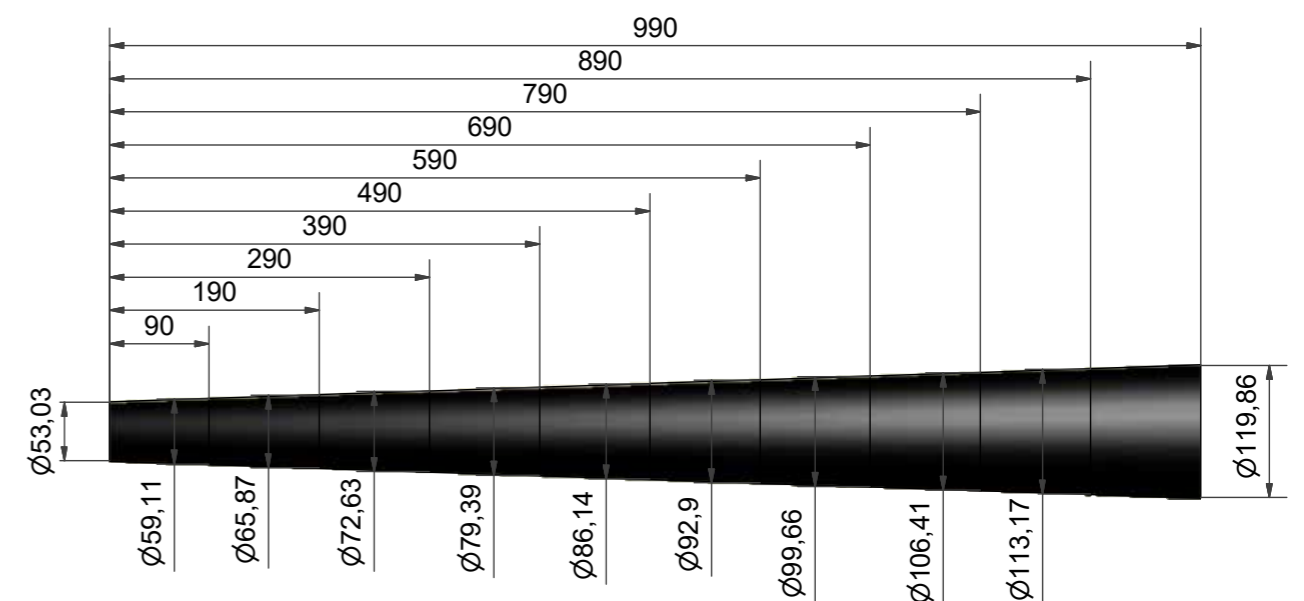
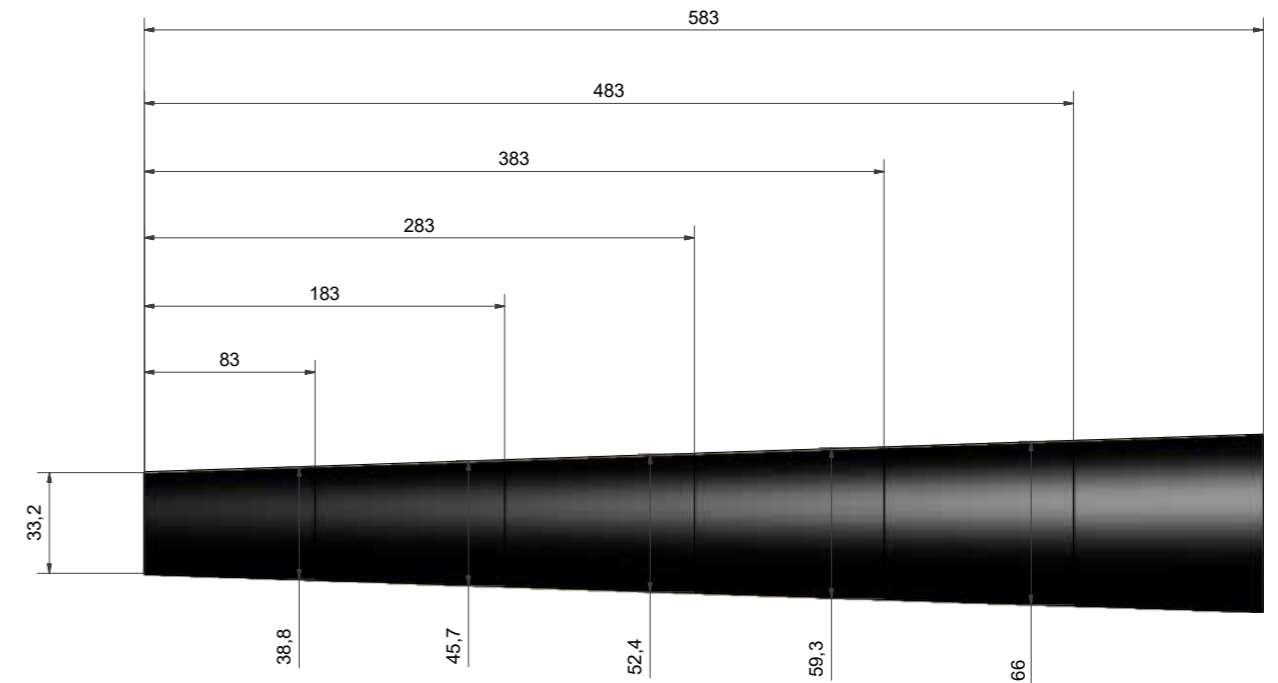
### Robust design

Robust conical elements are abrasion and impact resistant, dampen noises and are characterised by their excellent resistance to weathering.

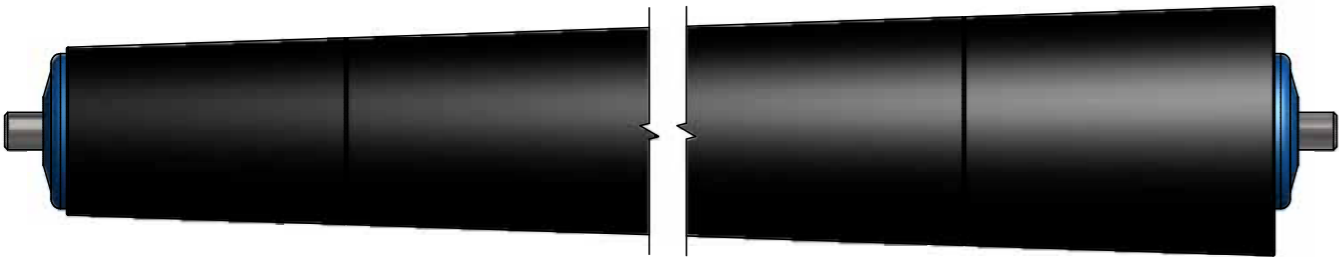
They are used for 30 and 50 mm tubes.



### Design of conical attachments:



Conical roller



Axle version:

**IGM**  
Internal thread

**M**  
External thread

**AGM**  
Stepped external thread

**FA**  
Spring axle

**SW**  
Flat size

**GL**  
Smooth axle

Tube material:

B	V
Bright steel	Bright zinc plated steel

Further information:

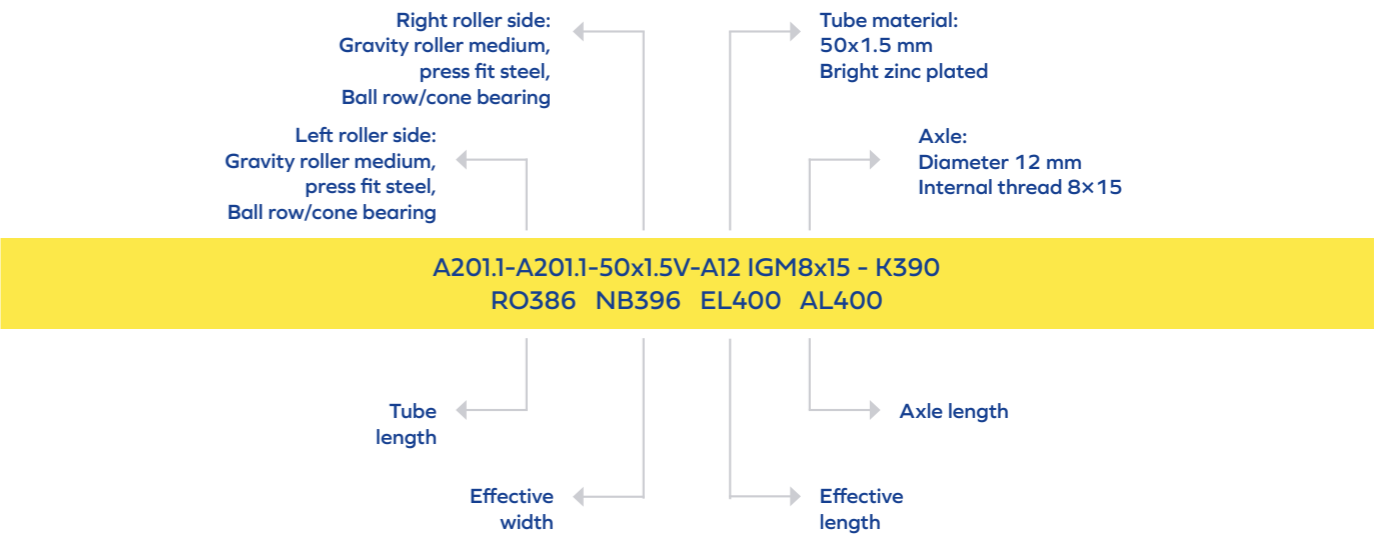
Property	Range
Temperature range	-28 °C to +80 °C
Load carrying capacity	Up to 150 kg
Max. conveying speed	0.5 m/s

Tube/Axle combination:

Tube / Axle	8	10	11	12	14	15
30 mm	●	●				
50 mm	●	●	●	●	●	●


Axle version (standard dimensions):

Axle	IGM	M	AGM	GL	FA	SW
8	5x10	8x15	6x10	8x8	8x8	
10	6x10	10x15	8x15	10x10	10x10	8x10
11	8x15			11x10	11x10	
12	8x15	12x12	10x20	12x10	12x10	10x10
14	10x20	14x20	12x20	14x10	14x10	12x10
15	10x20	14x20	12x20	15x10		12x10



Series KB

Conical grooved roller



Axle version:

**IGM**  
Internal thread

**M**  
External thread

**AGM**  
Stepped external thread

**FA**  
Spring axle

**SW**  
Flat size

**GL**  
Smooth axle

Tube material:

B	V
Bright steel	Bright zinc plated steel

Further information:

Property	Range
Temperature range	-28 °C to +80 °C
Load carrying capacity	Up to 50 kg
Max. conveying speed	0.5 m/s

Grooved roller with conical parts made of plastic:  
Polypropylene.

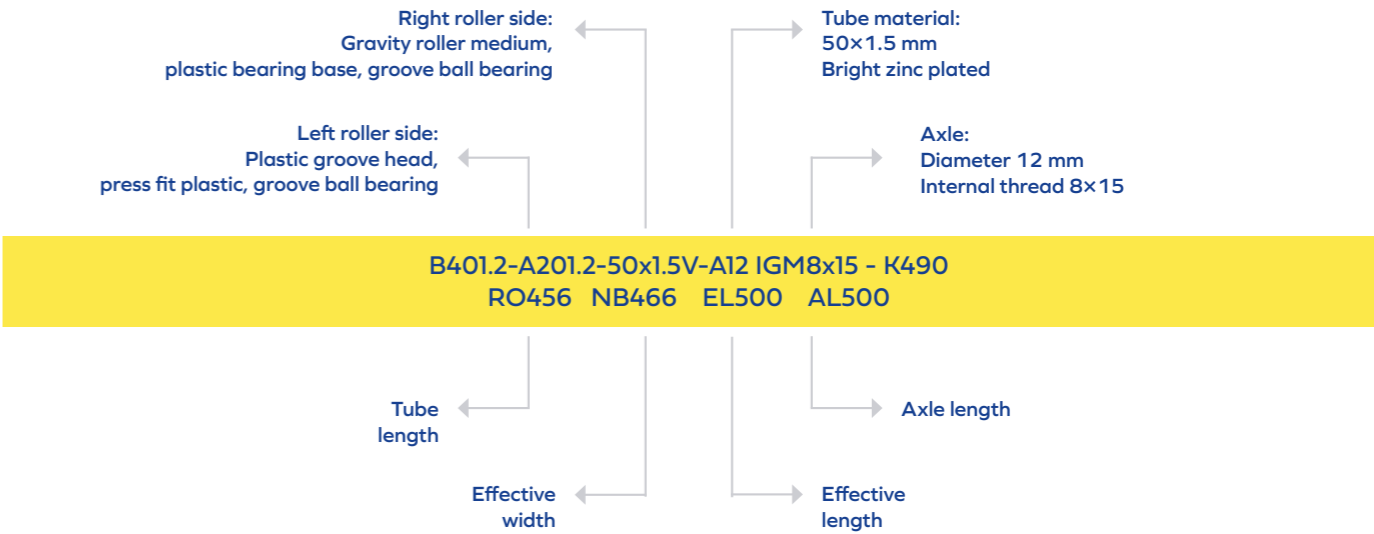
Series KB

Tube/Axle combination:

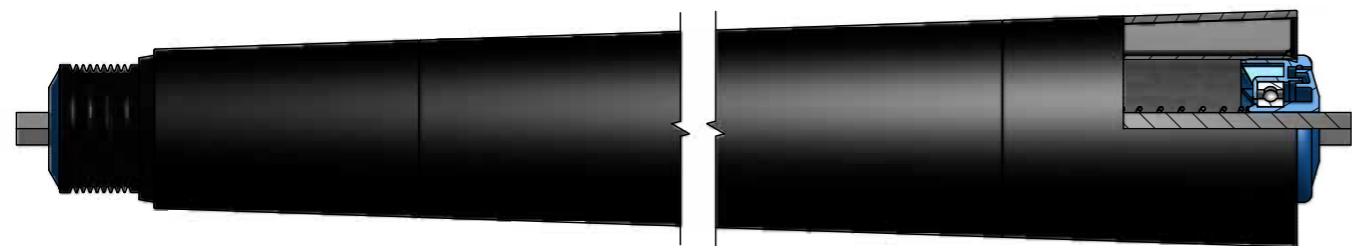
Tube / Axle	8	10	11	12	14	15
50 mm	●	●	●	●	●	●

Axle version (standard dimensions):

Axle	IGM	M	AGM	GL	FA	SW
8	5x10	8x15	6x10	8x8	8x8	
10	6x10	10x15	8x15	10x10	10x10	8x10
11	8x15			11x10	11x10	
12	8x15	12x12	10x20	12x10	12x10	10x10
14	10x20	14x20	12x20	14x10	14x10	12x10
15	10x20	14x20	12x20	15x10		12x10



Conical Poly-V roller



Axle version:



**IGM**  
Internal thread




**M**  
External thread



**AGM**  
Stepped external thread



**FA**  
Spring axle



**SW**  
Flat size



**GL**  
Smooth axle

Tube material:

B	V
Bright steel	Bright zinc plated steel

Further information:

Property	Range
Temperature range	-28 °C to +80 °C
Load carrying capacity	Up to 50 kg
Max. conveying speed	0.5 m/s

Bearing:

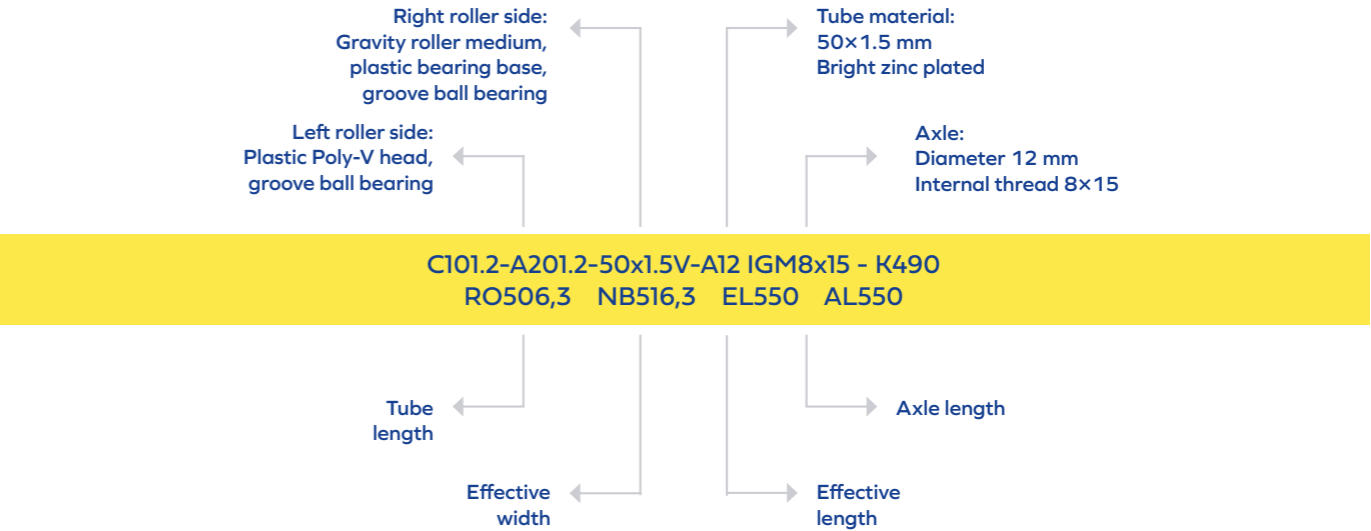
Groove ball bearings are bearings in which rolling bodies between an inner ring and an outer ring reduce frictional resistance, in contrast to the lubrication in plain bearings. Rolling friction mainly occurs between the three main components: inner ring, outer ring and the rolling bodies.

Tube/Axle combination:

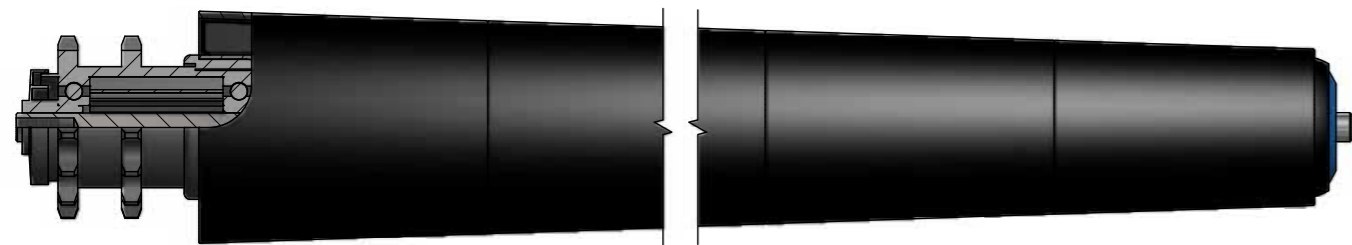
Tube / Axle	11	12
50 mm	●	●

Axle version (standard dimesions):

Axle	IGM	M	AGM	GL	FA	SW
11	8x15			11x10	11x10	
12	8x15	12x12	10x20	12x10	12x10	10x10



Double sprocket roller



Axle version:



**IGM**  
Internal thread



**M**  
External thread



**AGM**  
Stepped external thread



**FA**  
Spring axle



**SW**  
Flat size



**GL**  
Smooth axle

Tube material:

B	V
Bright steel	Bright zinc plated steel

Further information:

Property	Range
Temperature range	-28 °C to +80 °C
Load carrying capacity	Up to 150 kg
Max. conveying speed	0.5 m/s

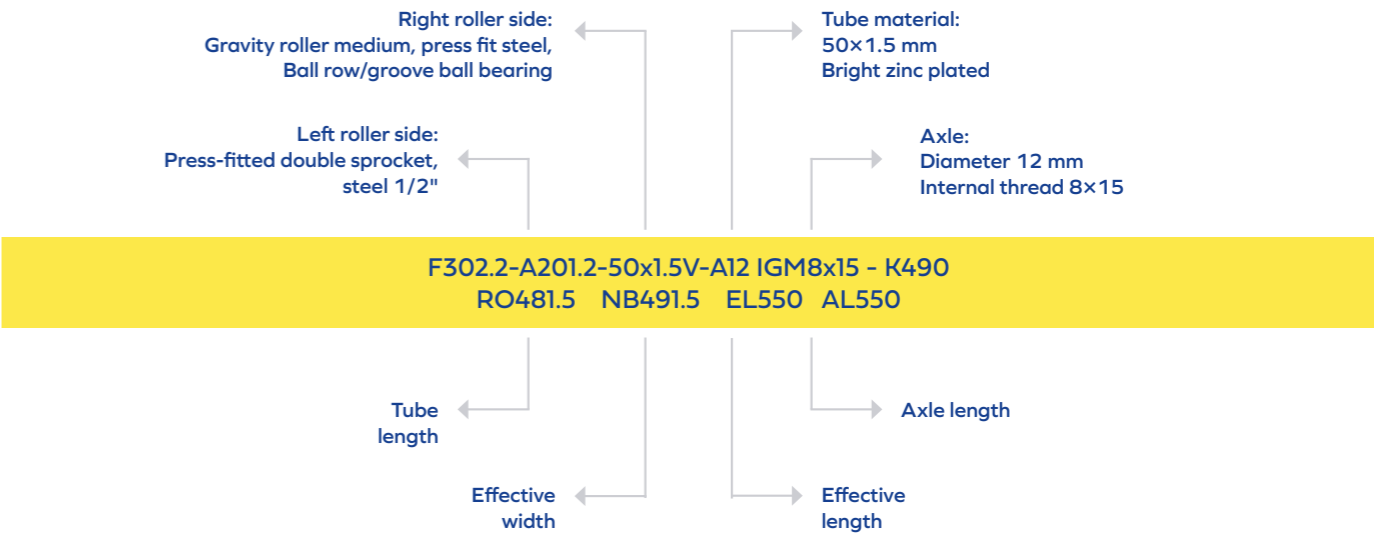
Double sprocket roller with conical parts made of plastic:  
Polypropylene.

Tube/Axle combination:

Tube / Axle	8	10	11	12	14	15
50 mm	●	●	●	●	●	●

Axle version (standard dimensions):

Axle	IGM	M	AGM	GL	FA	SW
8	5x10	8x15	6x10	8x8	8x8	
10	6x10	10x15	8x15	10x10	10x10	8x10
11	8x15			11x10	11x10	
12	8x15	12x12	10x20	12x10	12x10	10x10
14	10x20	14x20	12x20	14x10	14x10	12x10
15	10x20	14x20	12x20	15x10		12x10



# Euroroll components

The heart of the  
system for conveying  
light weight goods

## High quality components

The wheel tracks form the basis for conveying transport containers and cardboard boxes. Their main areas of application are flow rack frames and machine feeding systems. Simple installation, low maintenance requirements and a wide range of applications make wheel tracks the high quality product of choice for intralogistics. Large quantities are produced efficiently and short delivery times are guaranteed thanks to extensive automation of the production process.



The wheel tracks are made of steel profiles, high quality thermoplastic and zinc plated steel axles. The high quality polypropylene wheels are characterised by their greater strength and rigidity as well as higher melting and service temperature ranges compared to other plastics.

Due to the wide range of wheel tracks available, goods weighing between 0.1 kg and 80 kg can be conveyed. Fastening systems for a wide variety of support structures complement the range.



Rationalisation,  
transportation,  
automation

# Standard wheel tracks

The fully automated manufacturing process ensures cost optimised production and short delivery times.



## Properties

- Flexible application
- 3 mm zinc plated round steel axle
- PP wheels made of impact-resistant and temperature resistant plastic
- Lengths of between 300 and 6500 mm available
- Fully automated manufacturing AN33/50 with minimum order quantities of 250 pieces/length




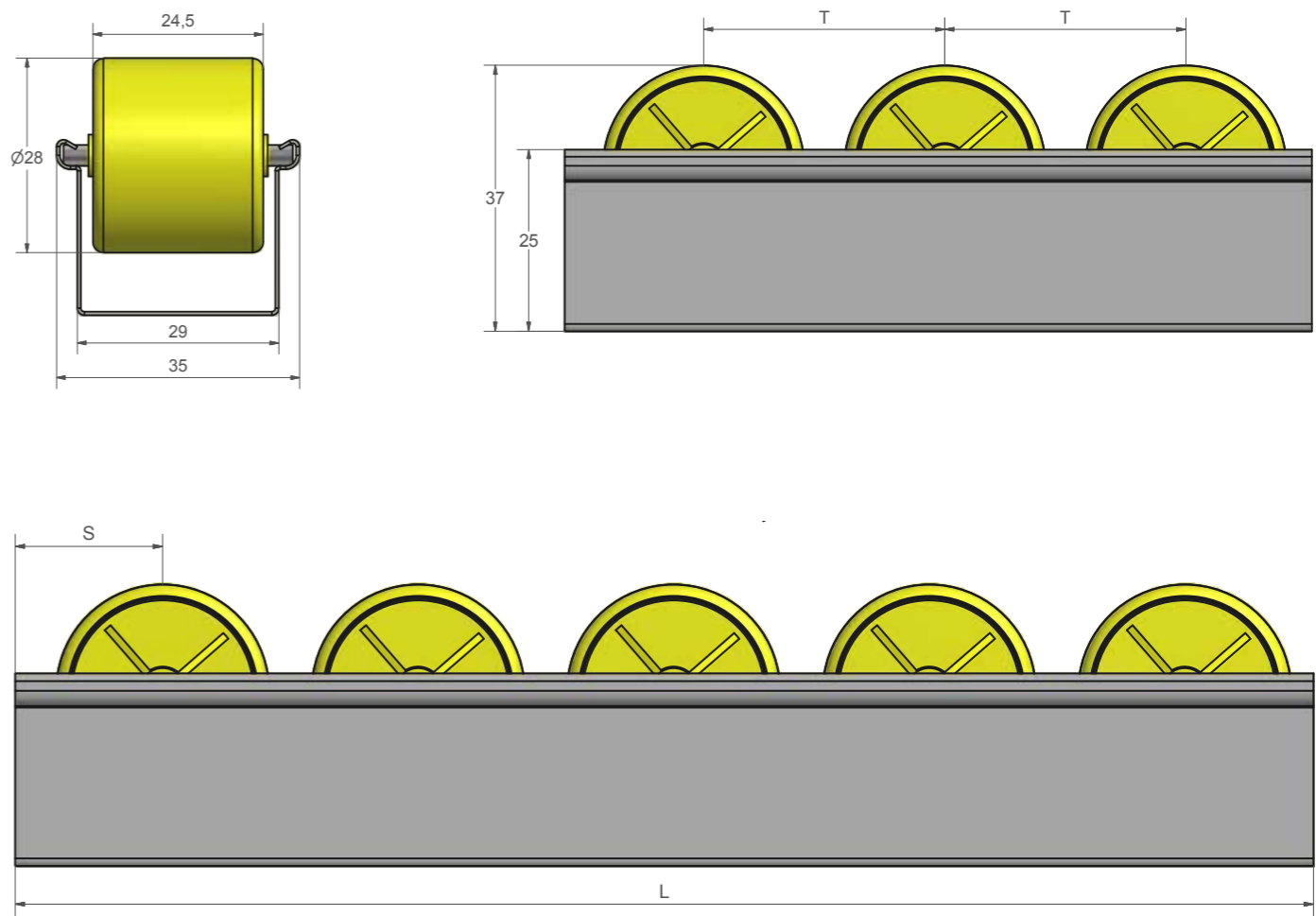
Overview

Autofix wheel tracks

Version	AN33	AN50
Axle	Steel	Steel
Highly conductive wheels	+ HL	+ HL
Minimum length	700	700
Maximum length	5000	5000
Pitch	33, 52	50, 25

Autofix wheel track

(AN33 and AN50)



The standard Autofix wheel track (AN33 and AN50) is fully compatible with the Fix wheel track (N, Nmini, SP, SPmini). Large quantities are produced efficiently and short delivery times are guaranteed thanks to extensive automation of the process.

The first wheel track S (centre of first wheel) is freely selectable. Most Autofix wheel track accessories are compatible with the Fix wheel track.

Order example: AN33 - 4000  
Autofix wheel track, 33.52 mm  
pitch 4000 mm total rail length

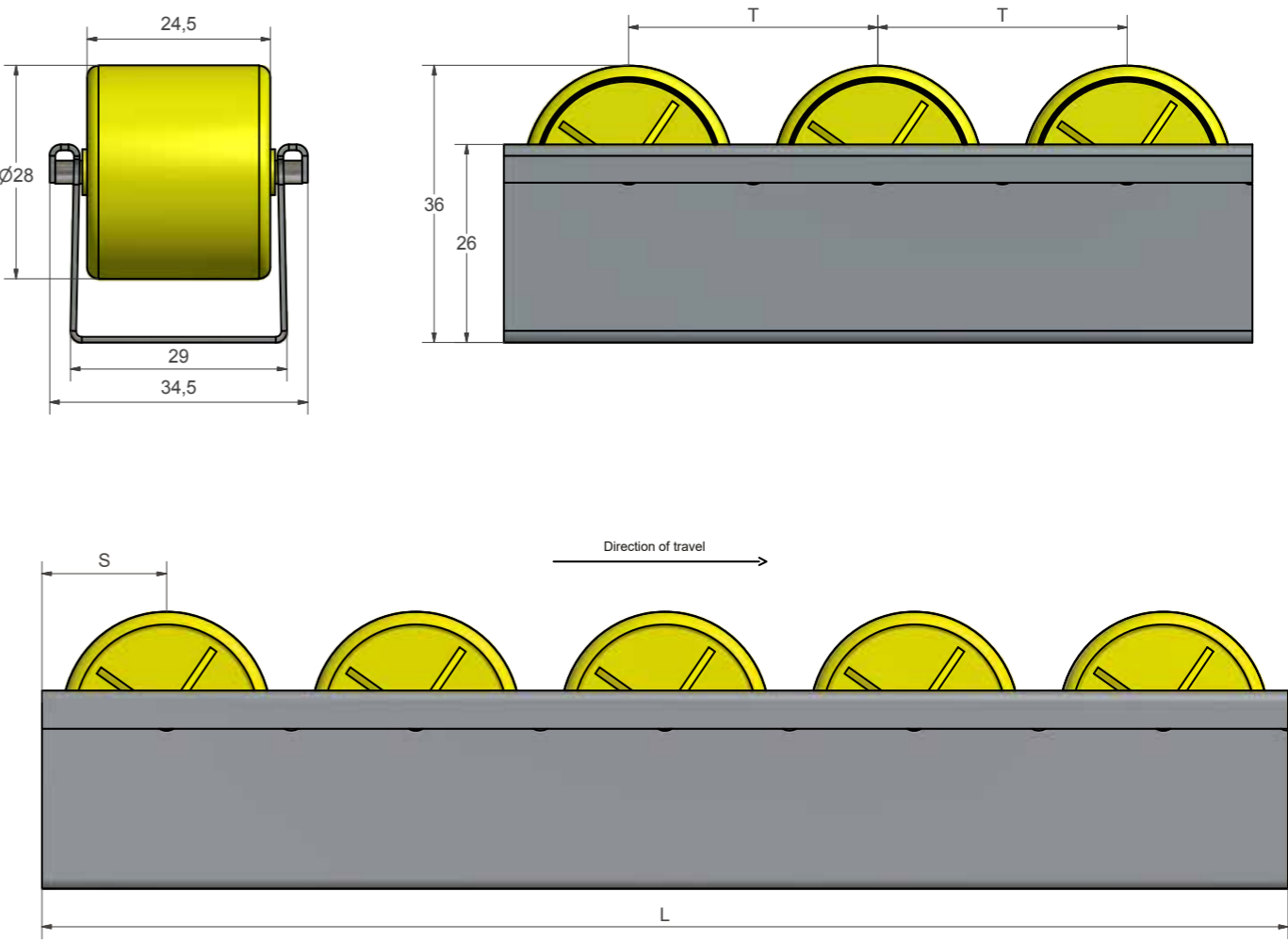
# Overview Fix wheel track

Version	N33	N50	N66	N100	Nmini16	Nmini33
Axle	Steel	Steel	Steel	Steel	Steel	Steel
Highly conductive wheels	+ HL	+ HL	+ HL	+ HL	+ HL	+ HL
Stainless steel axle	+ AE	+ AE	+ AE	+ AE	+ AE	+ AE
Stainless steel axle and profile	+ VA	+ VA	+ VA	+ VA	+ VA	+ VA
Minimum length	300	300	300	300	300	300
Maximum length	6500	6500	6500	6500	6500	6500
Pitch	33, 334	50	66,667	100	16,667	33,334

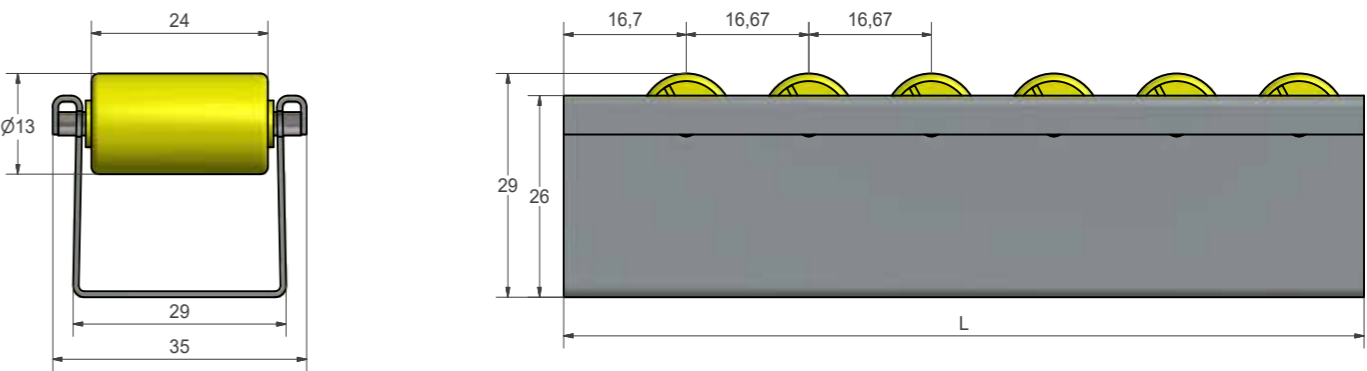
Compared to the fully automatic production of the Autofix wheel track (AN33, AN50), production of the Fix wheel track is semi automated. This provides the option of ordering the Fix wheel track with flanged wheels and mini wheels.

Order example: N33/2150/S=16/AE  
 Normal wheels, 33.334 mm pitch  
 2150 mm long, first wheel track at front 16 mm  
 (up to first wheel) stainless steel axle

## Fix wheel track (N)



## Fix wheel track (Nmini)



# Flanged wheel tracks

Flanged wheel tracks for the optimised conveying of conical goods and containers.



## Properties

The flanged wheel track (SP) with a minimum roller pitch of 50 mm helps keep loads on course. The mini wheel track (Nmini) with a pitch of 16/33 and 50 mm is ideal for conveying small loads. The mini wheel track is also available with a flange (SPmini).


Right and left wheel tracks must be ordered for flanged wheel tracks. The wheel tracks are always equipped in a way that none of the wheels protrude from the wheel track. If the wheels are to start with a precisely defined dimension (S), it must be specified accordingly.



Overview

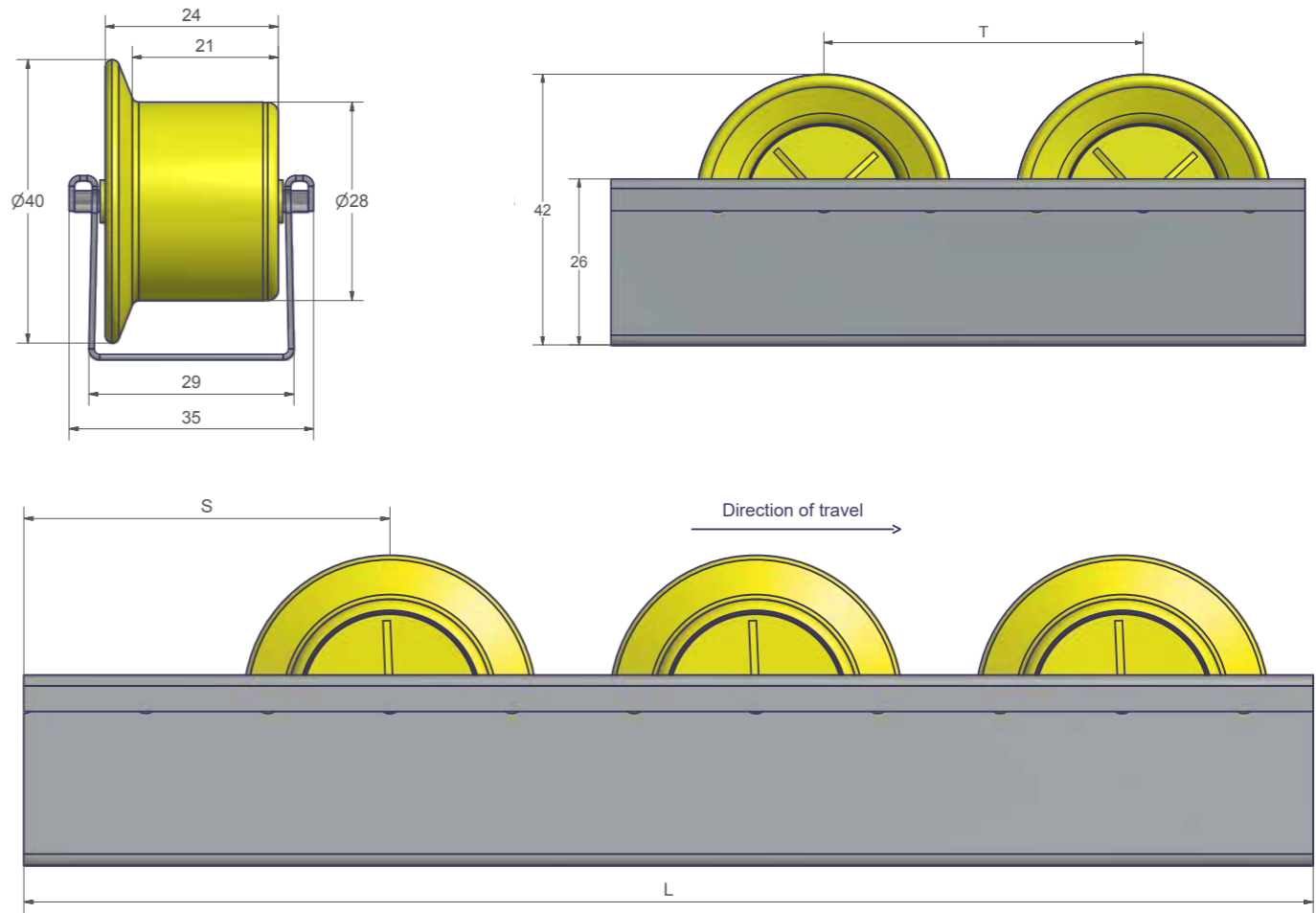
Flanged wheel tracks

Version	SP50	SP66	SPmini33	SPmini50
Axle	Steel	Steel	Steel	Steel
Highly conductive wheels	+ HL	+ HL		
Stainless steel axle			+ AE	+ AE
Stainless steel axle and profile			+ VA	+ VA
Minimum length	700	700	300	300
Maximum length	6500	6500	6500	6500
Pitch	50	66, 667	33, 334	50



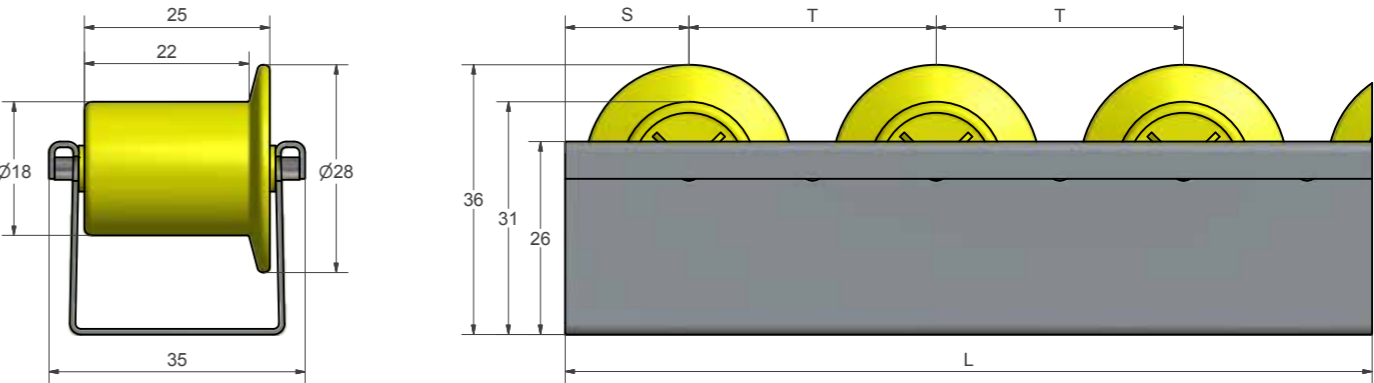
Flanged wheel track

(SP50 and SP66)



Mini flanged wheel track

(SPmini33 and SPmini50)



# Accessories for wheel tracks

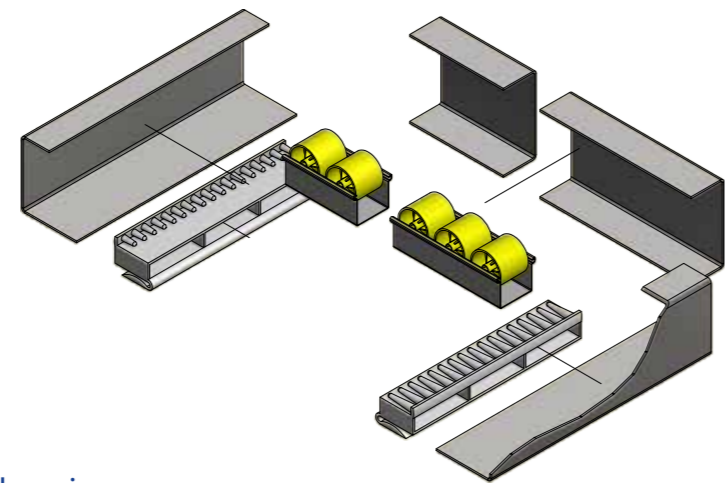
A wide range of accessories for the versatile use of wheel tracks.



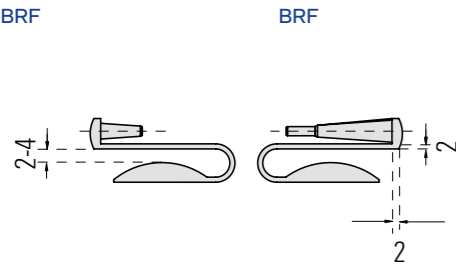
# Accessories for wheel tracks

## Grid wheel tracks (BRF and BRL)

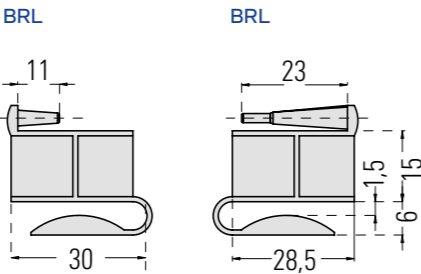
Plastic clamping rail (L=495 mm) for attachment to mounting angles and C-shaped cross beams without screws. Enables simple repositioning and quick installation. Due to the varying bung lengths, the wheel tracks can be inserted without any problems, even a complete void-free carpet of wheels is possible.



### Flat version

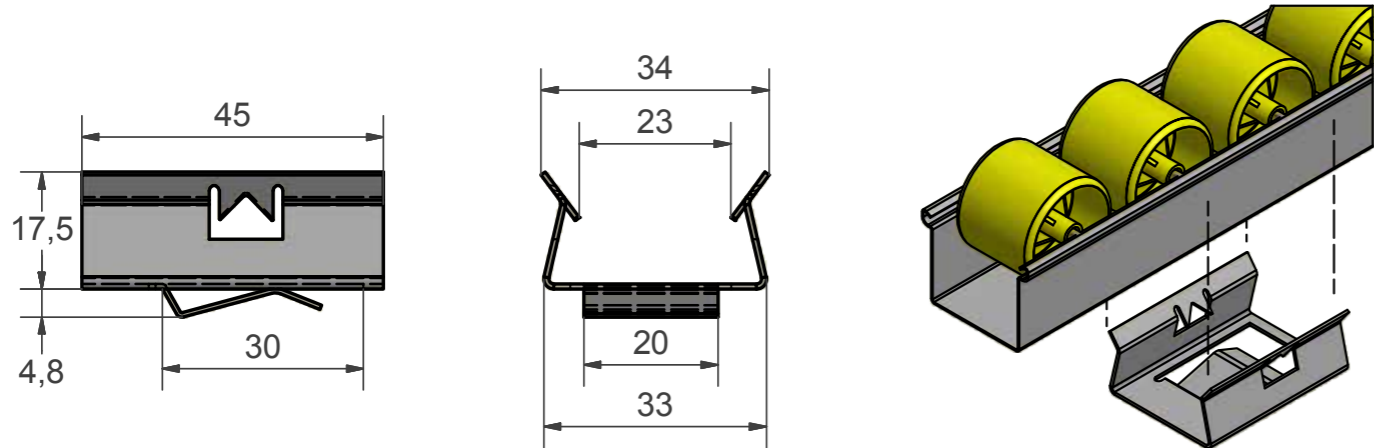


### High version



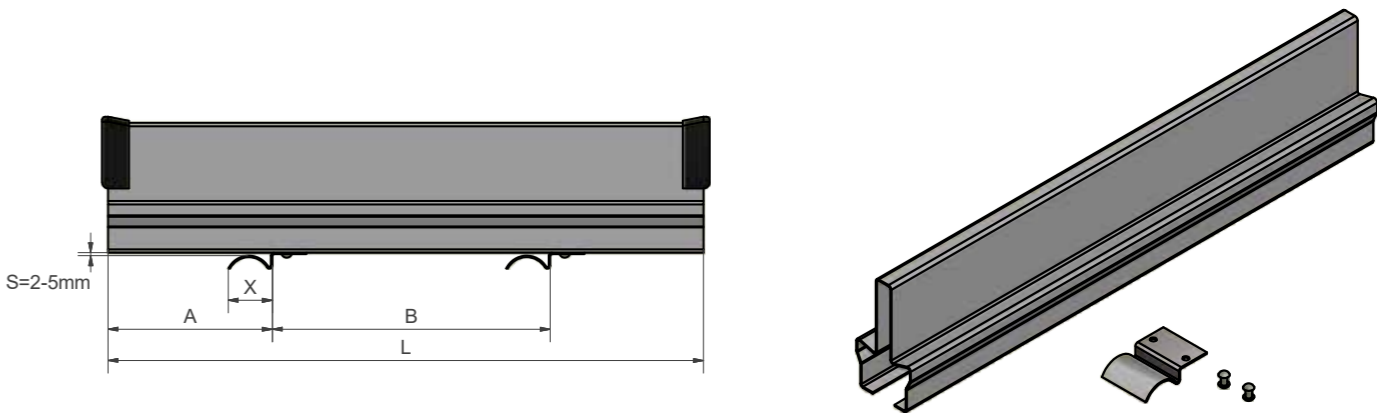
## AFKLV (adjustable spring clamp)

For attachment to mounting angles and up to 3 mm thick C-shaped cross beams without screws. The wheel track is inserted from the top into the spring clamp. The clamp can be moved in the longitudinal direction of the profile. The AFKLV is quick and easy to install, thereby enabling simple repositioning.



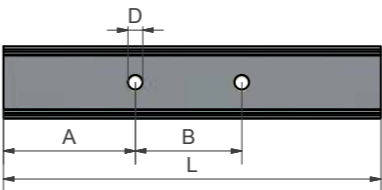
## BFKL fitting clamp

For fastening wheel tracks to angle profiles.

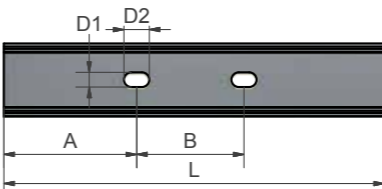


## Round holes and slots (RL and LL)

It is also possible to fasten the wheel tracks with existing holes.



Round holes: **RL**  
The following diameters are available:  
D = 3.2 mm; 4.2 mm; 5.0 mm; 7.0 mm; 8.5 mm;  
10.5 mm; 12.5 mm

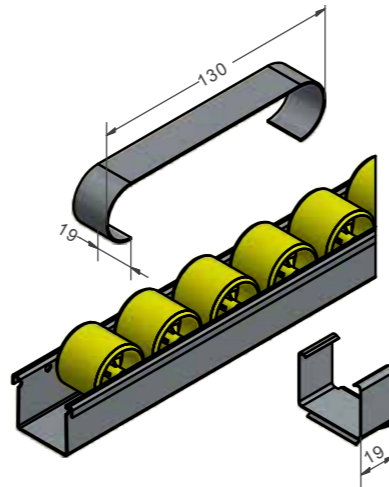


Slots: **LL - (D1 x D2)**  
The following dimensions are available:  
4.2 x 10 mm; 7 x 12 mm; 8.5 x 20 mm; 10.5 x 20 mm

# Accessories for wheel tracks

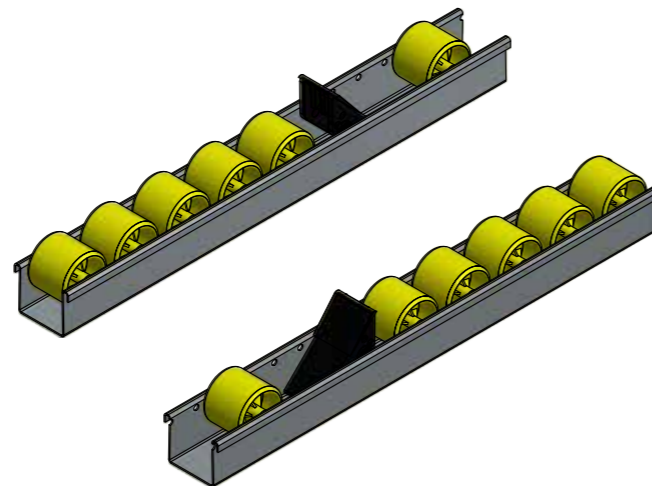
## Brake clamp (BB)

In the case of particularly long or short channels, the brake clamp at the discharge point helps to slow down the loads. Brake clamps can be repositioned at any time.



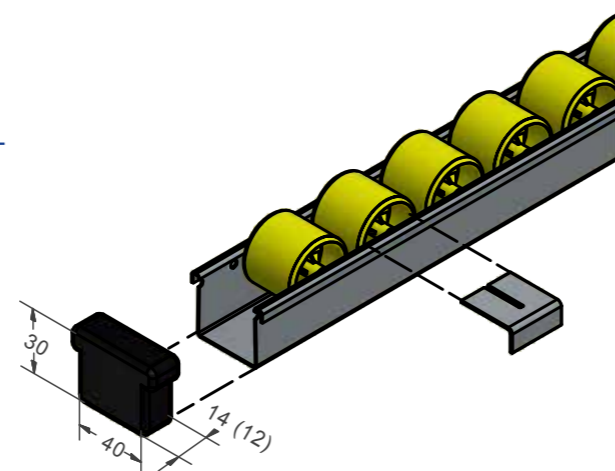
## Push-back stop

Prevents the loads from being pushed back over the feeding point in manual and, especially, in automatic systems.



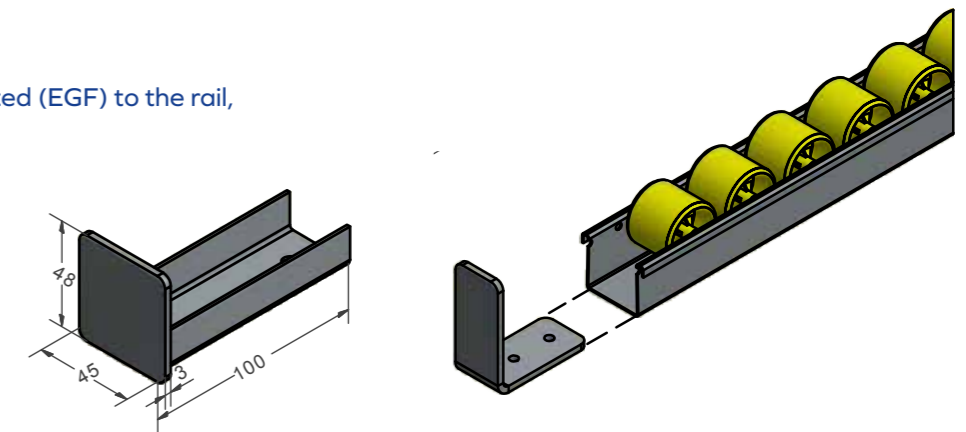
## End caps (KS)

For covering sharp, non-rounded edges; applicable for particularly high safety standards.



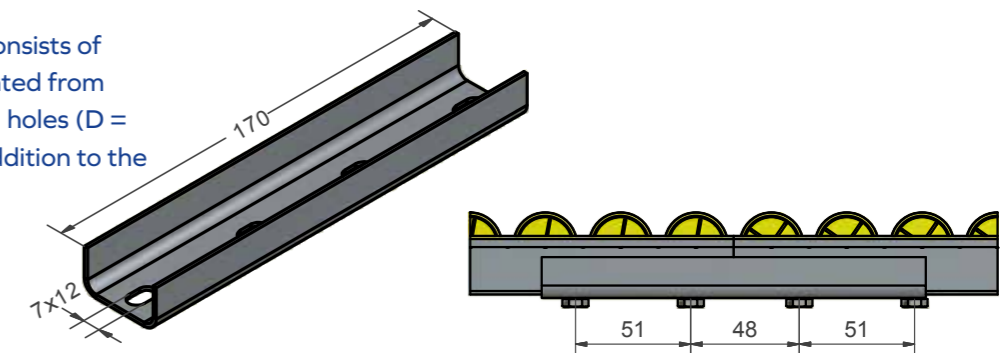
## End stop (EF and EGF)

The end stop, screwed (EF) or riveted (EGF) to the rail, is used to stop loads.



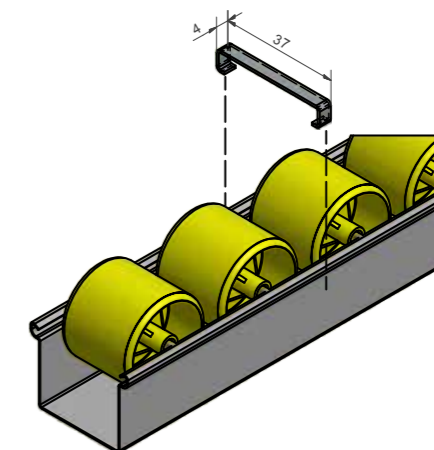
## Connector (VF)

The connector, incl. 4 screws, consists of a U-shaped profile that is mounted from below to the roller track. Round holes (D = 5 mm) have to be ordered in addition to the connector (RL).



## Spread safeguard (ASpS)

Prevents spreading of the wheel tracks, especially at the feeding station, when conveying loads > 25 kg.




# Reinforced wheel tracks

Superfix wheel tracks for heavy goods.



## Properties

Heavy transport containers and boxes, as used in the automotive industry, demand a particularly robust pallet flow system. To satisfy this need, Euroroll developers have come up with and designed the Superfix wheel tracks. The wheels on these particularly stable wheel tracks are mounted on steel axles, each have a load-carrying capacity of 15 kg and are impact resistant and break proof. The profile of the reinforced wheel tracks is 1.5 mm thick and the axle measures 5 mm in diameter.



# Overview Superfix wheel track

## Superfix wheel track

Version / Type	SFN	SFSP
Pitch	33, 50, 66, 83, 100	50, 66, 83, 100
Lengths (mm)	300 – 6500	300 – 6500
Temperature range	–30 °C to +100 °C	–30 °C to +100 °C

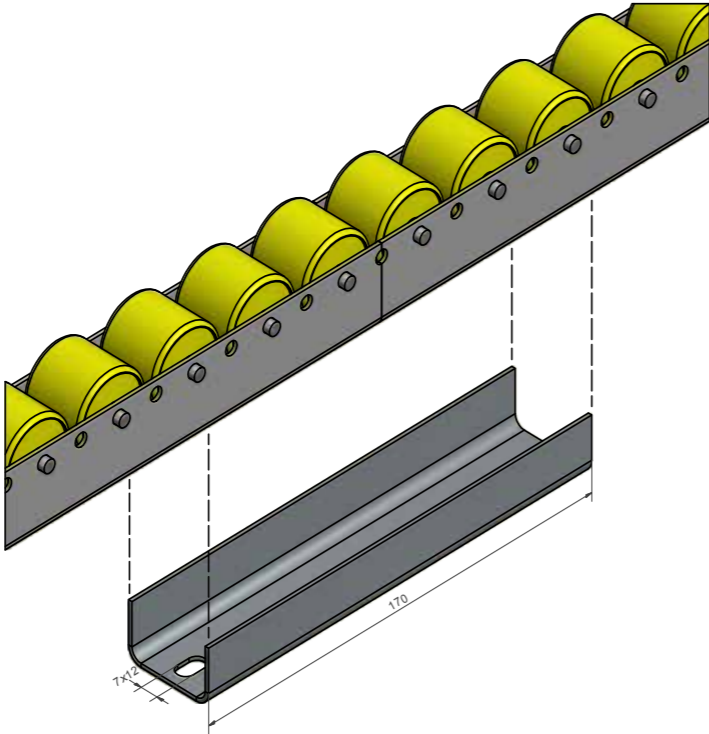
## Accessories

End stop	Sliding end stop	Connector
ESF	ESchESF	VSF

## Accessories

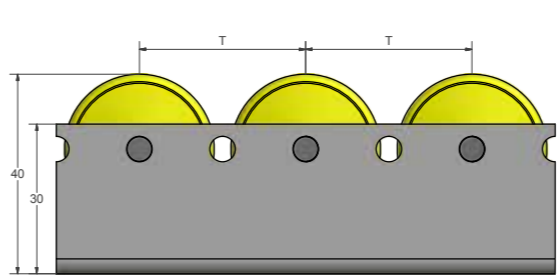
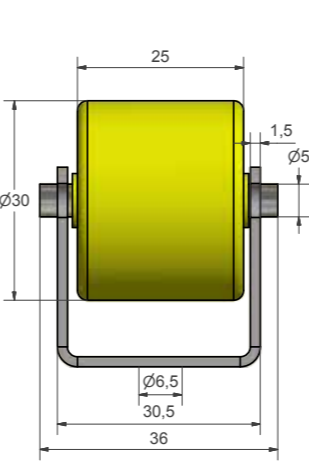
### Connector (VSF)

The U-shaped connector is installed underneath the roller track to connect two tracks.

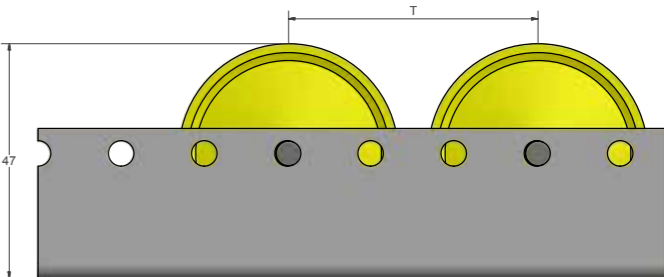
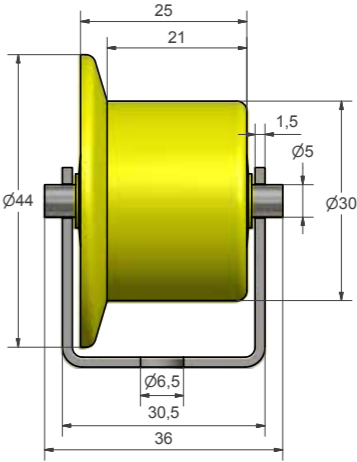


Order example: SFN-50/4500/S=40  
 Superfix wheel track, pitch 50 mm  
 4500 mm rail length  
 Defined first wheel 40 mm

## Superfix wheel track with normal wheels (SFN)

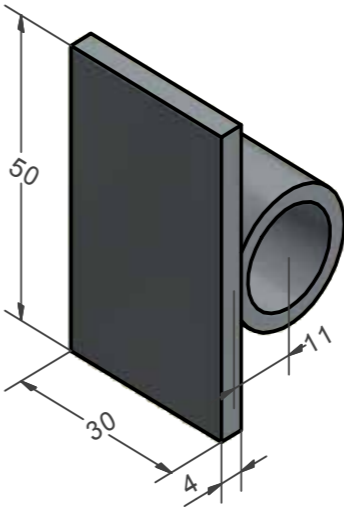


## Superfix wheel track with flanged wheel (SFSP)



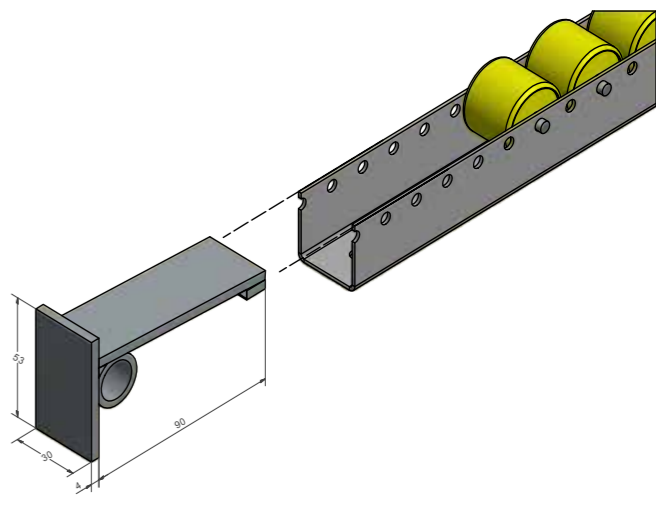
### End stop (ESF)

The high quality steel end stop is installed at the end of the rail and stops the load in a safe manner.



### Sliding end stop (ESchESF)

The sliding end stop is a stop equipped with a sliding plate. The sliding effect reduces the impact at the baffle plate.



# Guide rails

For separating goods and simplified and targeted feeding by an operator.



## Properties

Guide rails are made of zinc plated steel sheet and reliably keep goods on course – from loading to unloading. They also ensure safe separation of the channels.

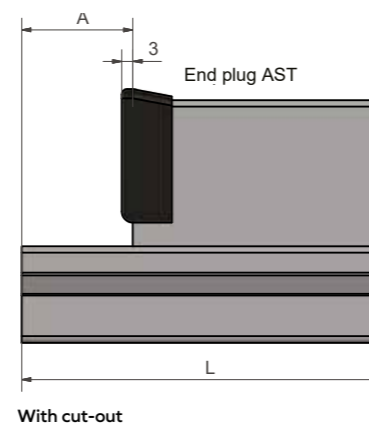
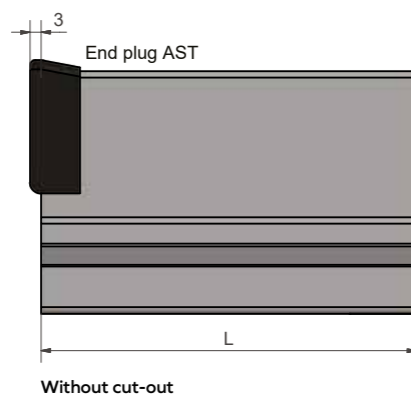
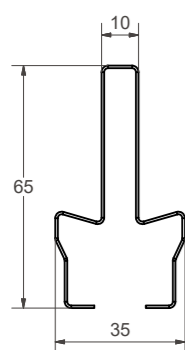
### Cut-out: A

The guide rail can be delivered with a cut out of up to 70 mm.

### End plug: AST

Both ends of the guide wheel tracks should be provided with end plugs (AST) to protect staff against any sharp edges and to prevent an ingress of dirt.

Fastening materials and accessories are available for both guide wheel tracks and wheel tracks.



# Overview

## Guide rail

Material	Zinc plated steel	Zinc plated steel	Zinc plated steel	Zinc plated steel
Length (mm)	300-6500	300-6500	300-6500	300-6500
Versions	With cut-out	Without cut-out	With one-sided end plug (AST)	Without end plug
Accessories				
	Various spring clamps	BFKLV	BFKLV	BFKLV
	AFKLV	BFKLV	FKL14	FKL20

## High guide rail

In addition to the standard guide rail, there is also a high guide rail that can be used to safely guide smaller packages stacked on top of each other to the unloading zone.

For use with Euroroll carton flow systems



## Position adapter

One way to mark the channels and to help operators centre loads are the position adapters. They are available in steel or plastic. The plastic variant is suitable for flexible use and adapting the channels.

For use with Euroroll carton flow systems



# Universal roller tracks

Universal roller tracks with 2 mm thick zinc plated steel profile with two lateral sets of holes and one lower set of holes.  
The lateral set of holes has a 25 mm grid.



## The product offers versatile use

- In pallet flow systems
- As guide wheel tracks
- As lateral position adapters and carrier wheel tracks in conveyor systems
- For connecting work stations
- For use with packaging machines

The wheel tracks can be combined as required.

The wheels in the wheel tracks can be replaced individually.

## Advantages of universal roller tracks

**Universal roller tracks offer numerous advantages:**

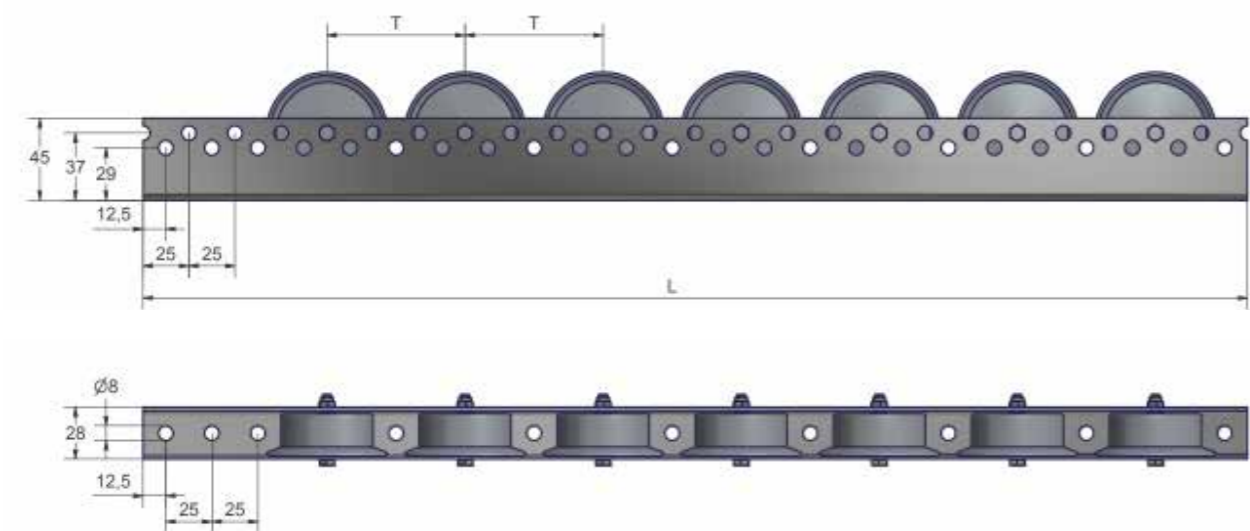
- The universal roller track can accommodate wheels measuring 48 mm-51 mm in diameter and has a load carrying capacity of up to 20 kg.
- Attachment is also variable: The wheels can be installed with either hollow rivets or M8/V26 screws.
- By connecting several wheel tracks side by side, it is possible to create a large sliding surface.
- The wheels can also be installed offset to each other in the individual wheel tracks. Further, various versions (for example, flanged wheels next to normal wheels) can be combined.

Overview

Universal roller tracks

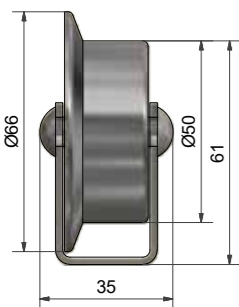
We offer universal roller tracks with a standard length of approx. 6150 mm. Do you require another size? Not a problem: Any length that can be divided by 25 mm is available on request.

Universal roller track with flanged wheels (SR21)



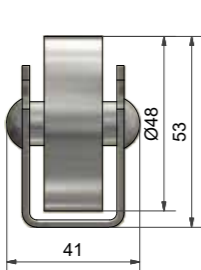
Steel rollers

SR21



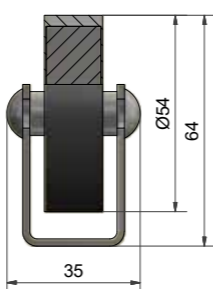
NR20

Fitted below or above



NR20

+ Shock absorber ring PUR



The profile of our universal roller tracks is zinc plated. Normal wheels are installed in the lower set of holes in the standard version. Installation in the upper set of holes is also possible. Flanged wheels, on the other hand, must always be installed in the upper set of holes.

Normal wheels: NR10

Ø 48 mm, plastic (PP, centre POM), load carrying capacity 10 kg, temperature range 0 °C to 80 °C

Normal wheels: NR20

Zinc plated steel, load carrying capacity 20 kg, Temperature range -30 °C to 140 °C

Flanged wheels: SR10

Plastic (PP, centre POM), load carrying capacity 10 kg, Temperature range 0 °C to 80 °C

Flanged wheels: SR21

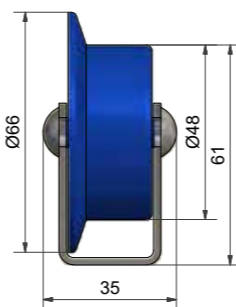
Steel, load carrying capacity 20 kg, Temperature range -30 °C to 140 °C

Shock absorber ring: PUR

All normal wheels can be covered with a PUR shock absorber ring. The ring meets a Shore hardness of 86 A and is temperature resistant up to 86 °C.

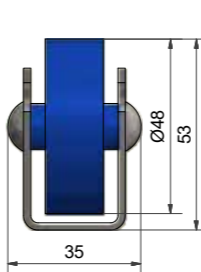
Plastic wheels

SR10



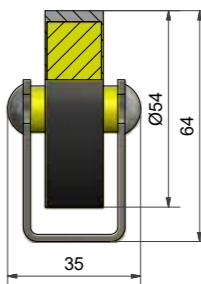
NR10

Fitted below or above

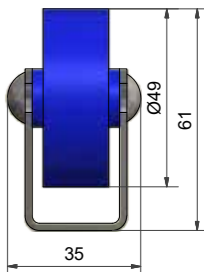
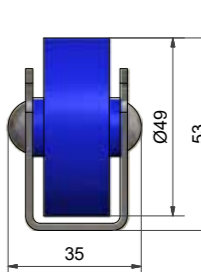


NR10/20

+ Shock absorber ring PUR



NRGH



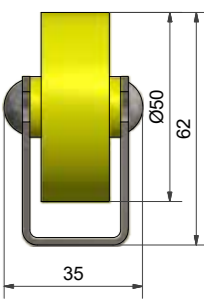
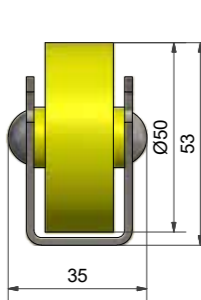
Polypropylene normal wheels: NRGH

Temperature range -30 °C to 90 °C  
Blue (hard plastic)

PUR normal wheels: NRGW

Temperature range -40 °C to 90 °C  
Yellow (soft plastic)

NRGW

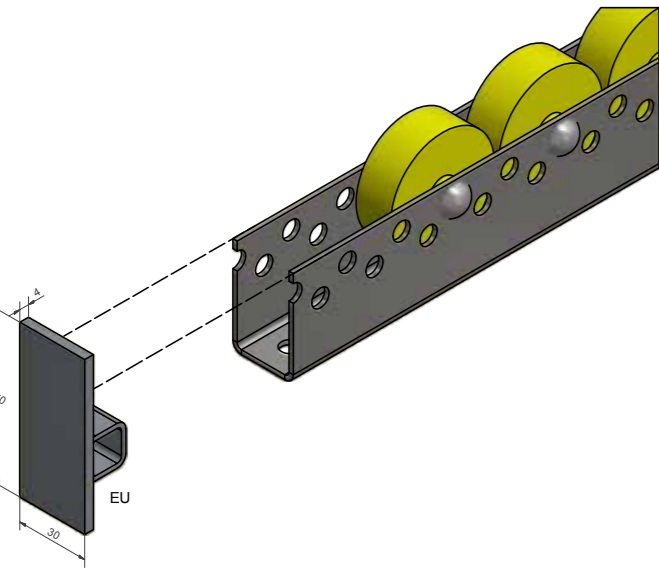


Accessories for universal roller track

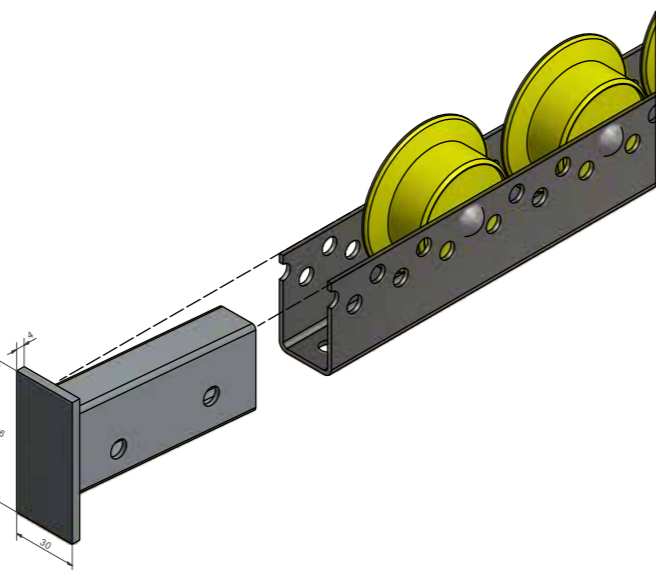
Fastening systems

It is possible to equip the universal roller tracks with an end stop (EU) or a sliding end stop (EUS). The connector (VU) can be used to connect several roller tracks. All the parts can be supplied separately. To ensure everything fits properly, please state the wheel type, the roller pitch and the exact length of the track when ordering (it must be possible to divide the length by 25 mm).

End stop (EU)

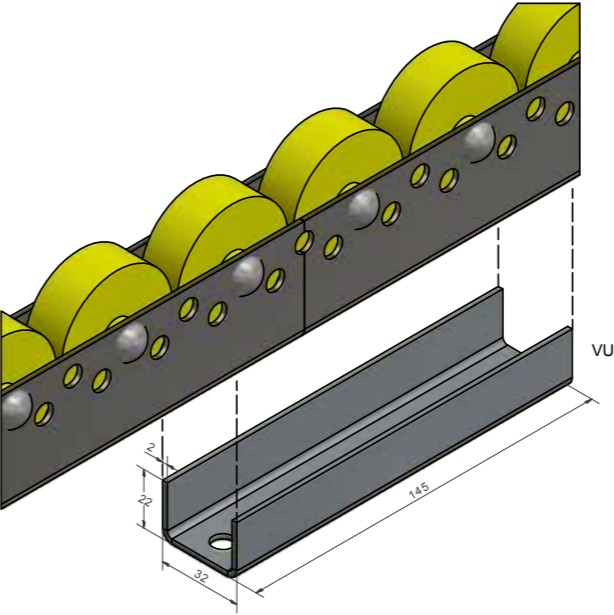


Sliding end stop (EUS)



Version	NR10	NR20	SR10	SR21	NRGH	NRGW
Bearing	Ball bearing	Ball bearing	Ball bearing	Ball bearing	Plain bearing	Plain bearing
Pitch	50, 75, 100, 125	50, 75, 100, 125	75, 100, 125, 150	75, 100, 125, 150	50, 75, 100, 125	75, 100, 125
Lengths/L (mm)	300 – 6167	300 – 6167	300 – 6167	300 – 6167	300 – 6167	300 – 6167
Features			With flanged wheel	With flanged wheel	Hard plastic	Soft plastic
Equipment variants						
Shock absorber ring PUR	/PUR	/PUR				
Wheels fitted with special plastic screws /VS26	/VS26	/VS26	/VS26	/VS26		
Accessories						
End stop	EU	EU	EU	EU	EU	EU
Connector	VU	VU	VU	VU	VU	VU
Sliding end stop	EUS	EUS	EUS	EUS	EUS	EUS

Connector (VU)



Order example: NR20-50/3775  
Universal roller track with steel rollers  
50 mm pitch, 3775 mm total length of  
the track

# Multi-directional roller tracks

Multi-directional wheels are used wherever flat bundles, loads, packages, boxes or production parts have to be turned, sorted, diverted, fed or picked.



## Properties

The multi-directional roller tracks always have to be installed in the main rolling direction, as the rolling resistance of the alongside conveying direction is a little greater. If equally good discharge values are required in all directions, the wheels need to be offset by 90°. By arranging several multi-directional roller tracks side by side, it is also possible to create multi-directional wheel tables.

## Multi-directional roller track for light weight loads

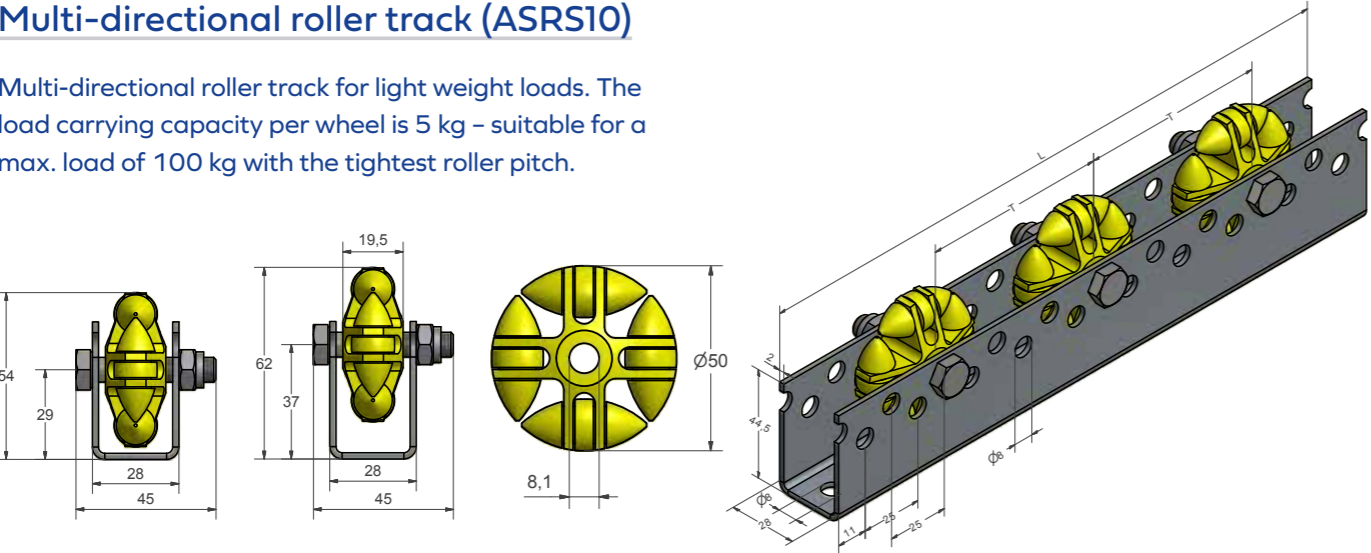
Order lengths for multi-directional roller track ASRS 50, ASRS 60, ASRS 80: The standard length of the multi-directional roller track profiles is max. 6033 mm. Individual lengths should end with the figures 00, 33 or 66 (e.g. 4333 or 4300 or 4366 or 4400 mm) the grid.

Multi-directional roller tracks

Overview

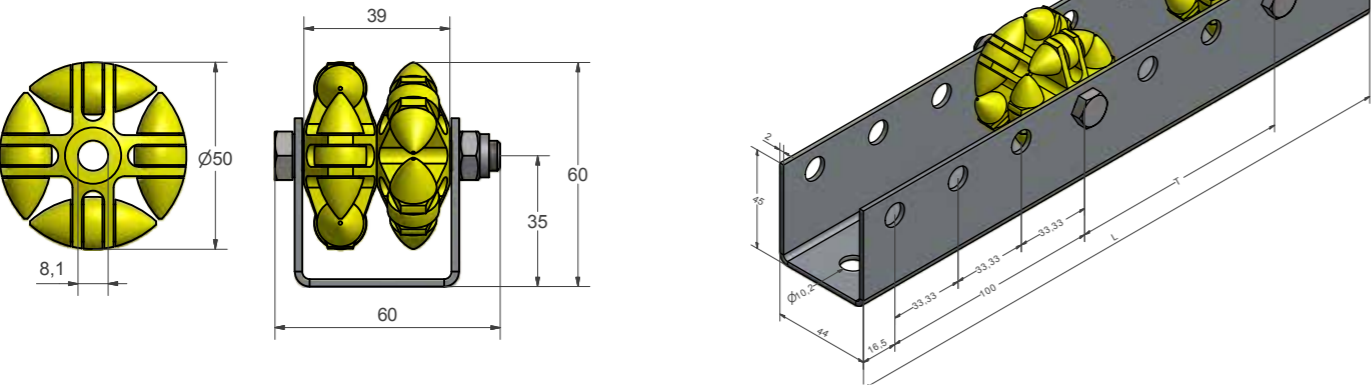
Multi-directional roller track (ASRS10)

Multi-directional roller track for light weight loads. The load carrying capacity per wheel is 5 kg – suitable for a max. load of 100 kg with the tightest roller pitch.



Multi-directional roller track (ASRS50)

The load carrying capacity per wheel is 10 kg – suitable for a max. load of 100 kg with the tightest roller pitch.

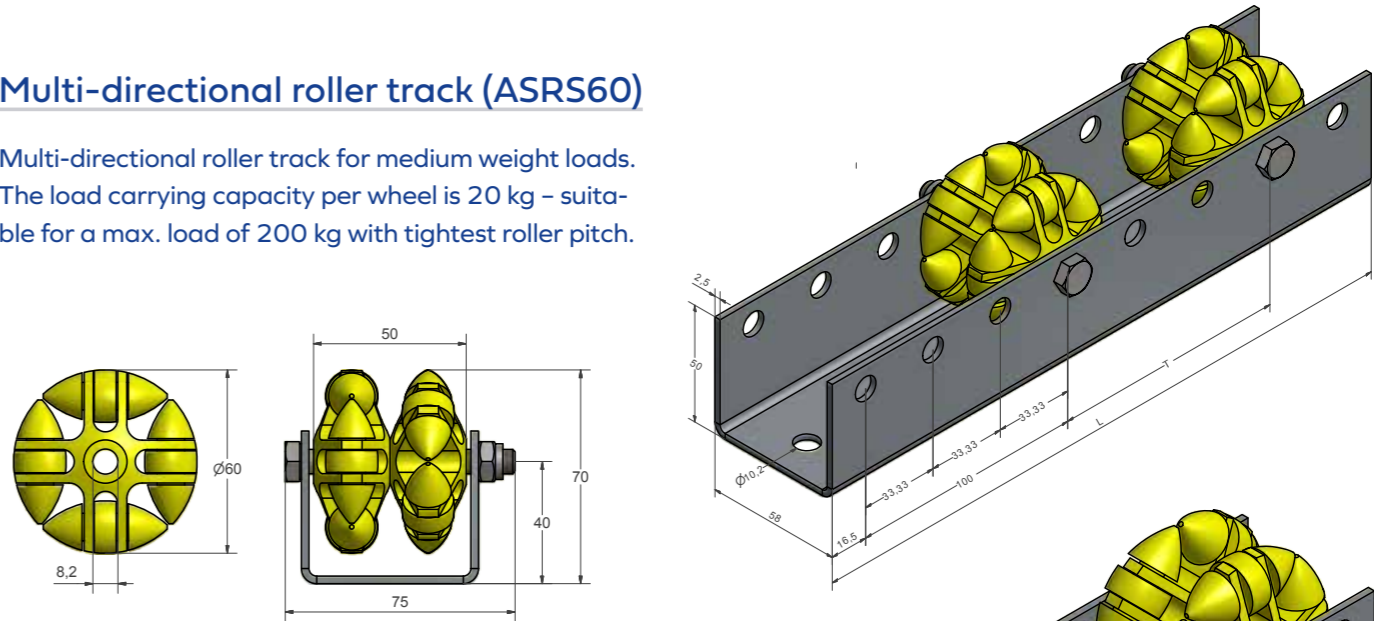


Order example: ASRS10 - 75 / 2300 / O  
Multi-directional wheel ASR 10, 75 mm pitch, 2300 mm long, fitted in upper set of holes  
Wheels fitted in upper set of holes: /O  
Wheels fitted in lower set of holes: /U  
Single wheel: ASR10

Version / Type	ASRS10	ASRS50	ASRS60	ASRS80
Pitch	50, 75, 100, 125	66,667; 100; 133,334; 166,667	66,667; 100; 133,334; 166,667	100; 133.334; 166,667; 200
Profile without wheels	U 45/28/45	U 45/44/45	U 50/58/50	U 60/67/60
Single wheel	ASR10	ASR50	ASR60	ASR80
Lengths/L (mm)	300 - 6167/6033	300 - 6167/6033	300 - 6167/6033	300 - 6167/6033
Remarks	State upper /O or lower /U set of holes			
Accessories				
End stop	EU	EA50	EA60	EA80
Connector	VU	AV50	AV60	AV80

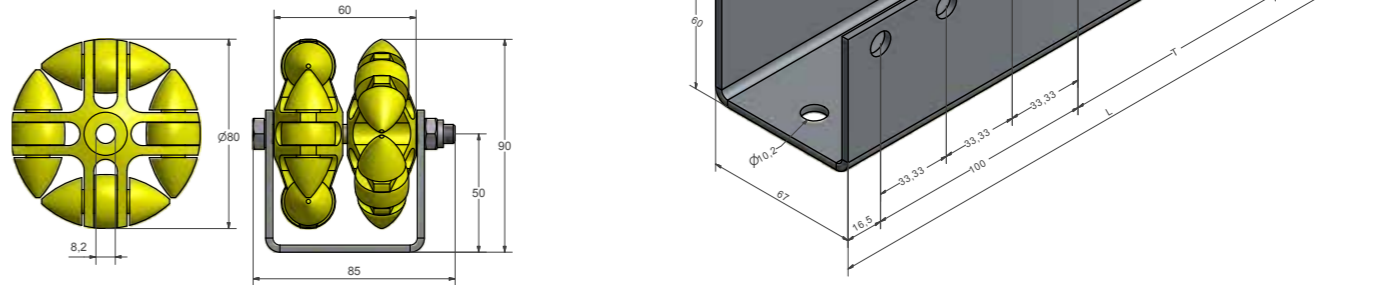
Multi-directional roller track (ASRS60)

Multi-directional roller track for medium weight loads. The load carrying capacity per wheel is 20 kg – suitable for a max. load of 200 kg with tightest roller pitch.



Multi-directional roller track (ASRS80)

Multi-directional roller track for heavy weight loads. The load carrying capacity per wheel is 40 kg – suitable for a max. load of 400 kg with tightest roller pitch.



# Pallet roller tracks

For pallet flow systems, transportation and conveying the allrounder among the Euroroll components. Simple installation, low maintenance requirements and a wide range of applications make the roller track a best selling, high quality product.



## Application areas

Euroroll pallet roller tracks can be applied as shiftable conveyors. In this case, the pallets can be conveyed lengthwise and crosswise.

The selected pitch depends on the actual load and weight. The greater the contact surface between the load and the rollers, the higher the possible pitch. The selected pitch should be as narrow as possible to ensure that the battens of the load do not fit between the wheels.

In addition, Euroroll pallet tracks can be excellently installed in pallet racking to separate loading and picking faces. Yet another application is conveyor technology: Euroroll pallet roller tracks can be used here as guide wheel tracks besides connecting individual workstations, if required.

# Pallet roller tracks

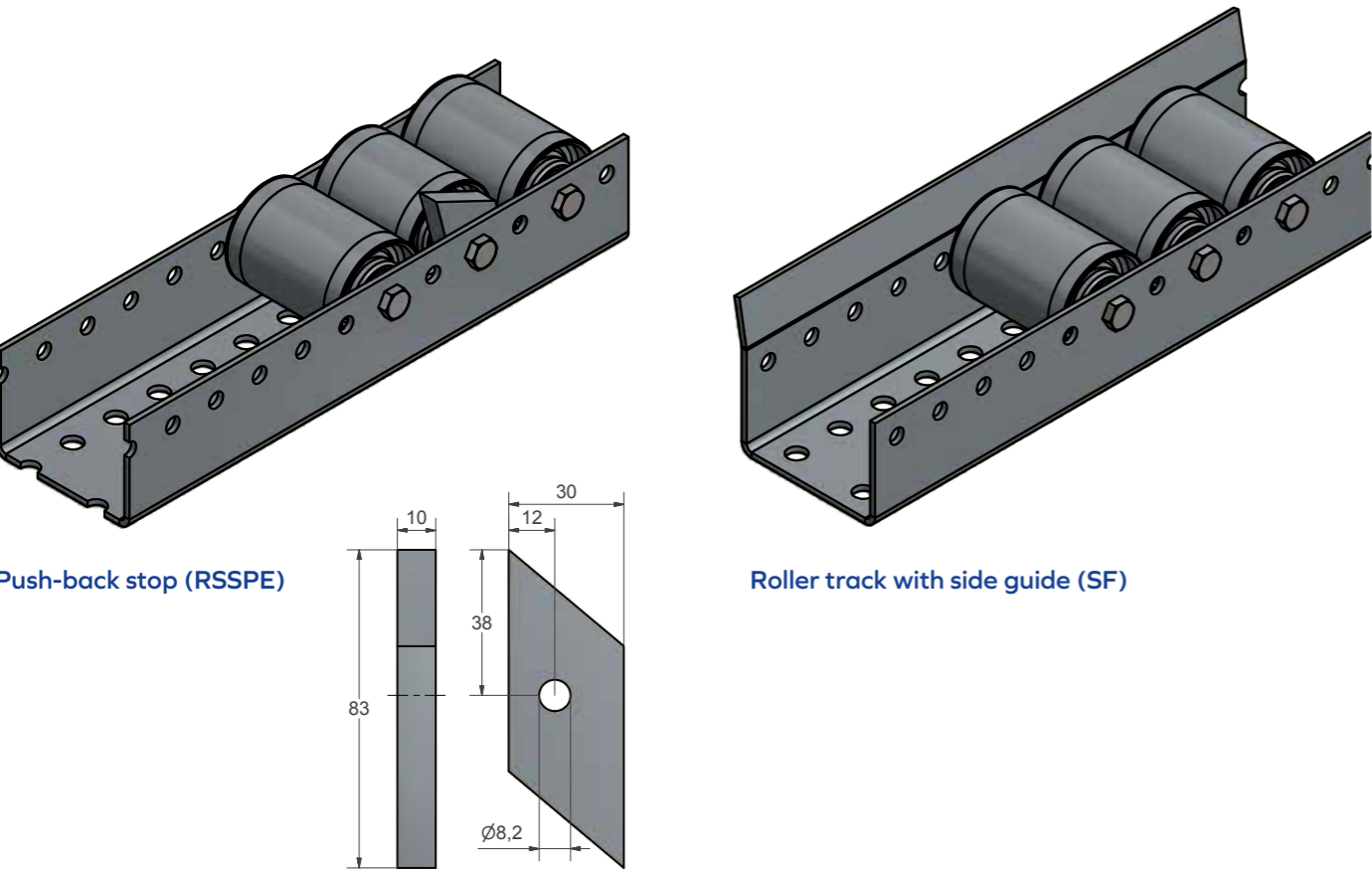
## Program 30, 60 and 100

### Properties

The roller track consists of an 80 mm wide zinc plated, U-shaped profile and measures 55 mm or 78 mm in height with steel or plastic rollers. The overall height, including the rollers, is 67 mm, or 90 mm with the high version. The rollers can be fitted in a grid of 26 mm. The pitch is therefore 52 mm (not with flanged rollers), 78, 104, 130 or 156. The selected pitch depends on the actual load and weight. Application with a discharge height of 67 mm is used for unloading with a pallet truck, since unloading at a height of 90 mm is not suitable in this case. The maximum length of a roller track is 6006 mm. Connectors can be used to extend the tracks as required.

### Fastening

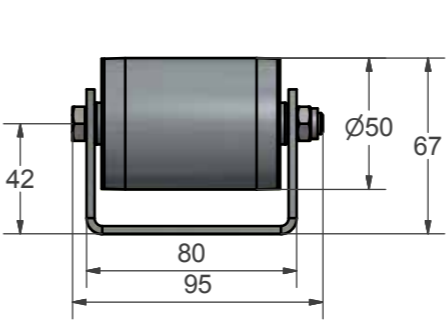
These profiles are fitted with rollers measuring 50 mm or 48 mm in diameter with pitches of 52, 78, 104, 130, 156 mm, etc. Two further sets of holes in the base are used to fasten this track to substructures.



## Types of rollers

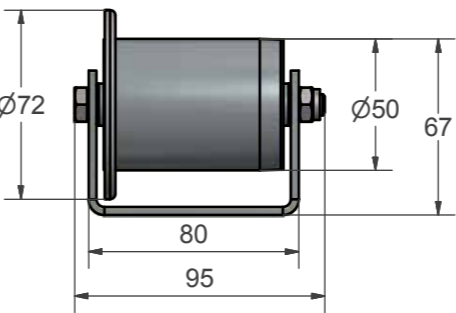
### NR100/67 steel and plastic 55 mm high profile

Pitch 52, 78, 104, 130, 156 mm  
Two sets of holes in the base to fasten the track to substructures.



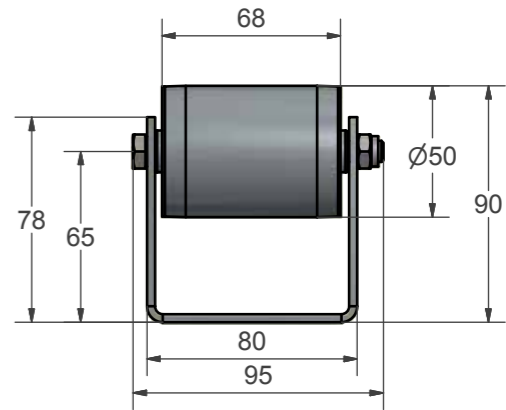
### SR100 steel with flange

Two sets of holes in the base to fasten the track to substructures.



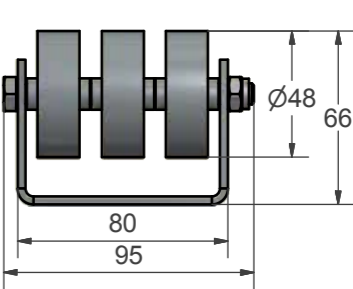
### NR100/90 steel and plastic 78 mm high profile

One set of holes in the base to fasten the track to substructures.



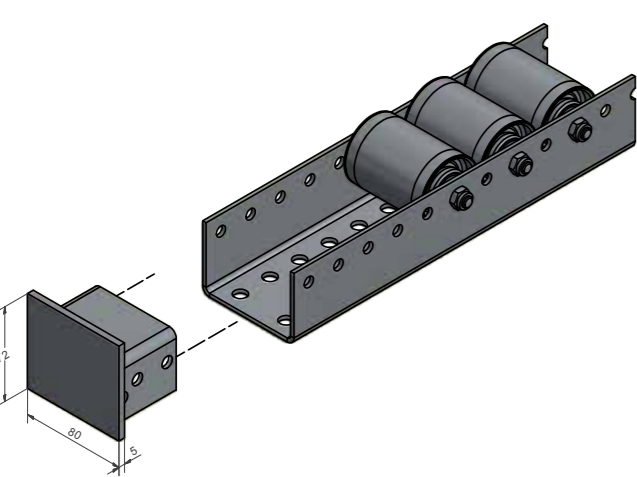
### NR30 and NR60

Two sets of holes in the base to fasten the track to substructures.



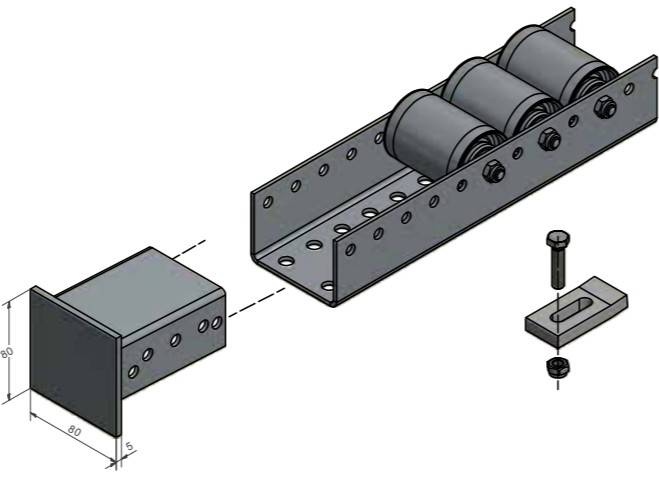
End stop (EE)

The high quality steel end stop is fitted at the end of the conveyor and stops the pallet in a safe manner.



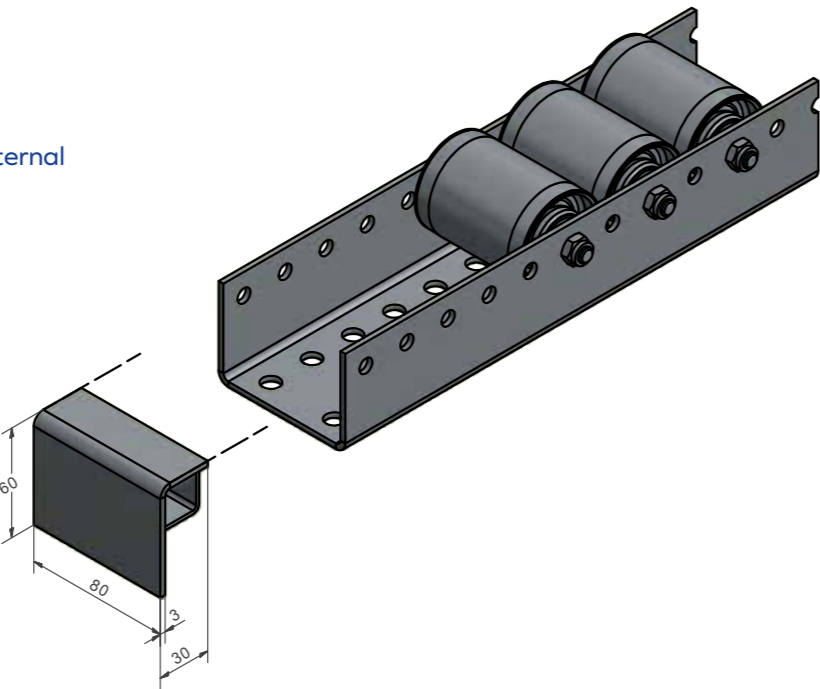
Sliding end stop (ESchE)

The sliding end stop has a longer body to stop pallets gently and to prevent them from hitting the end stop too hard.



Roller guard (RSE)

The roller guard protects the wheels from external damage, e.g. caused by the control unit.



Types of roller tracks	Types of roller tracks	Pitches
NR 30/66	NR30/89	52, 78, 104, 130, 156
NR 60/66	NR60/89	52, 78, 104, 130, 156
NR 100/67	NR100/90	52, 78, 104, 130, 156
SR 100/67	SR100/90	78, 104, 130, 156

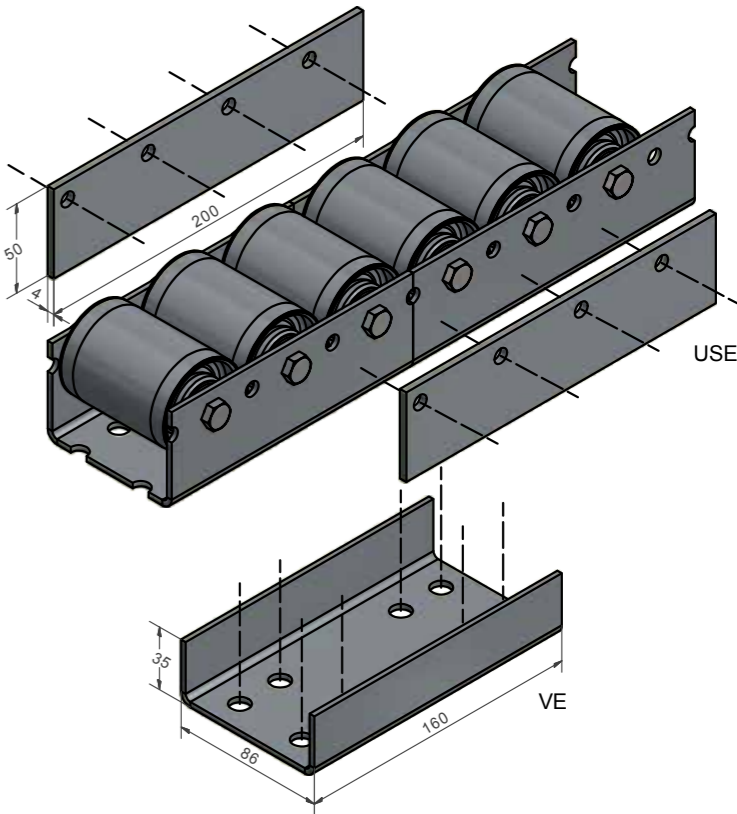
Accessories									
End stop	Sliding end stop	Roller guard	U-shaped profiled connector	Lateral plate connector	Fitting clamp with screw	Fitting clamp for hollow profile	Dowel fitting set 2500 mm	Dowel fitting set 3700 mm	Dowel fitting set 3700 mm
EE	ESchE	RSE	VE	USE	BKE	BKEH	PDubE1	PDubE2	dub

Connector (USE)

The lateral plate connectors are used to connect two tracks at floor level.  
The U-shaped connector is installed underneath the roller track to connect two tracks.

Connector VE/67  
For installing a 55 mm profile.

Connector VE/90  
For installing a 78 mm profile.



Order example: NR100-67 - 156/2600  
Roller track 55 mm high with Ø50 mm steel rollers, pitch 156 mm, length 2600 mm

# Groovy Pallet roller tracks

Groovy pallet roller tracks for a wider rolling surface.



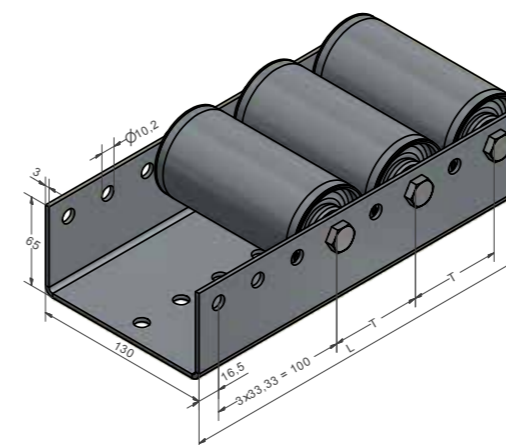
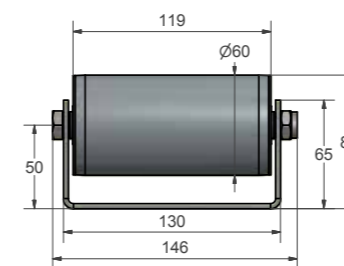
## Properties

In contrast to the pallet roller track, the Groovy pallet roller track offers a wider supporting surface. For example, 800 mm or 1000 mm wide pallets can be conveyed on two or three Groovy tracks.

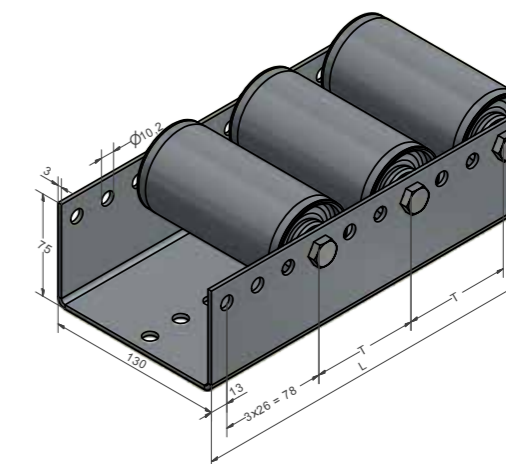
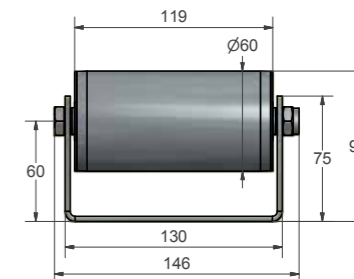
The Groovy track is made of a zinc plated U-shaped profile and is available in a low (80 mm) and a high (90 mm) version.

The high Groovy pallet roller track can be fitted with brakes. The roller tube measures 60 mm in diameter. The load carrying capacity of the 1.5 mm roller is 200 kg.

## NR2000/80



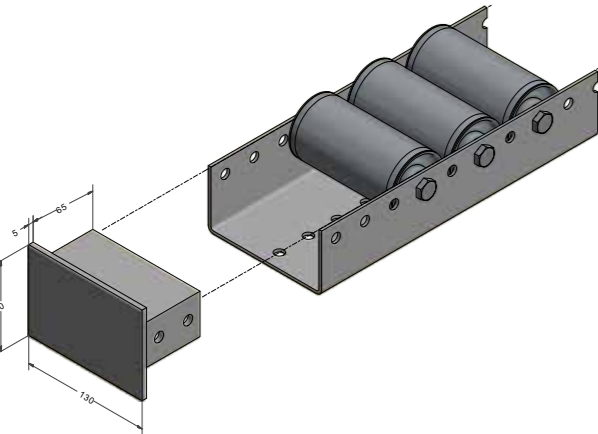
## NR2000/90



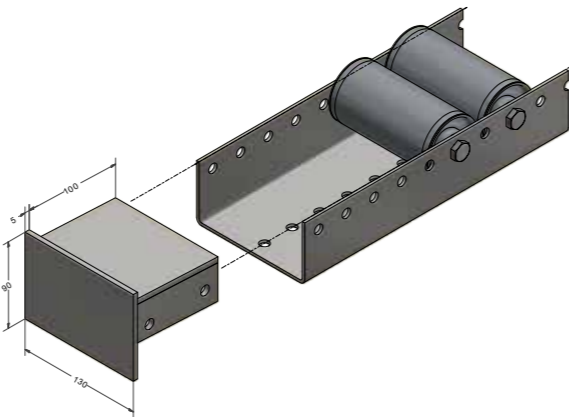
Groovy pallet roller tracks

Accessories

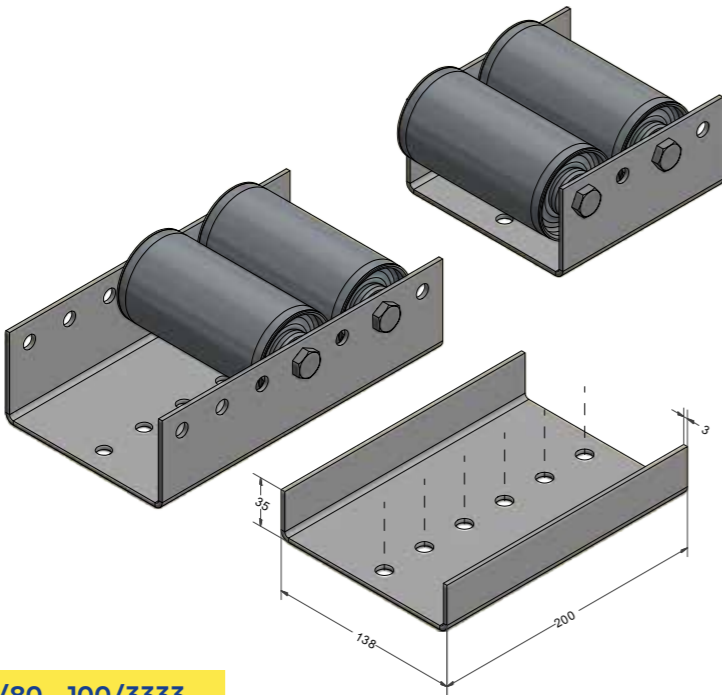
End stop (GEE)



Sliding end stop (GESchE)



Connector



Order example: NR2000/80 - 100/3333  
Groovy roller track 65 mm high,  
Roller NR2000 zinc plated, pitch 100 mm,  
Length 3333 mm

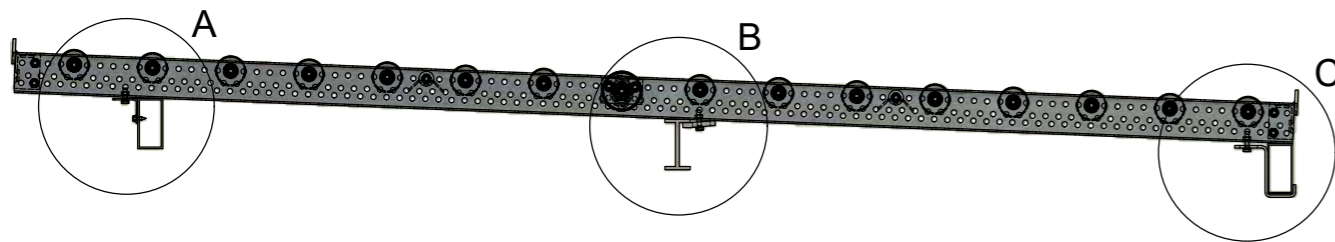
Version / Type	NR2000/80	NR2000/90
Pitch	66,67; 100; 133,1334; 166,67; 200	78, 104, 130, 156, 182
Length (mm)	300-6300	300-5200
Fastening	Axle with locknut M10 x 140+Mu	Axle with locknut M10 x 140+Mu
Single wheel	NR2000	NR2000/90
Profile without wheels	U 130-65	U 130-75
Accessories		
End stop	GEE	GEE
Connector	U-shaped connector	U-shaped connector
Sliding end stop	GESchE	GESchE
Brake roller EL=124	-	EBT2S
Pallet separating device	upon request	upon request



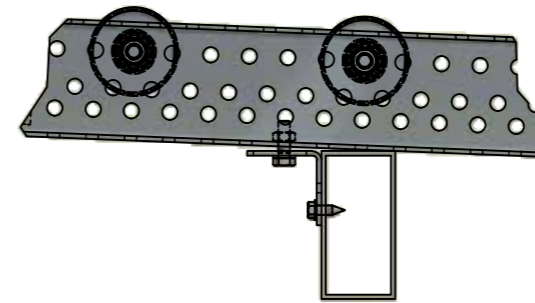
## Mounting and fitting options

When using Euroroll pallet track rollers, existing pallet storage systems can be converted into pallet flow systems. The advantages are that the picking front and the loading front are separated, thereby reducing costs through shorter gangway and picking times while helping to prevent accidents in the warehouse. Further, pallets can be stored either lengthwise or crosswise as required.

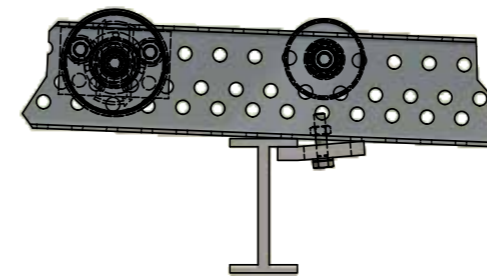
The pallet roller tracks can be mounted to cross beams with the aid of various mounting options.



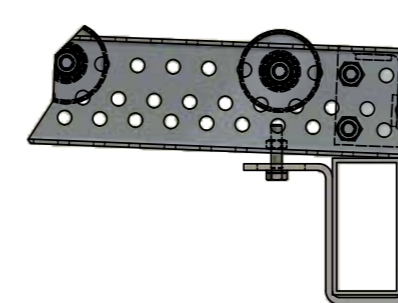
(A) Cross beam mounting angle with screws: TBW



(B) Clamping clip with screw: BKE



(C) Clamping hook with screw: BKEH



# Transfix light-weight roller conveyors

The standalone variant with height-adjustable supports

## Properties

Transfix is the economical light weight roller conveyor from Euroroll. The standalone roller conveyor is ideal for conveying cardboard boxes, plastic containers and bottle crates. The height adjustable supports allow flexible adjustment to the application conditions. The rollers are made of high quality plastic (hard PVC), diameter D = 32 mm, load carrying capacity 18 kg/roller (statical).

A 3 mm steel axle is also resists rough conditions. Roller pitch is available in a grid of 40, 60, 80 up to 100mm (further pitches upon request). The usable effective length (EL measure) is available from 300 to 600 mm (special fitting dimensions upon request). The zinc plated, U-shaped profile (U-20/50/20x2) is the corresponding frame with the solid basic Transfix design. The height-adjustable support TUV5 can also be ordered.



Version / Type	TF32
Pitch	40, 60, 80, 100
Effective length/EL	400, 450, 500, 550, 600
Colour	Blue
Length (mm)	300-6000
Temperature range	0° to +60 °C

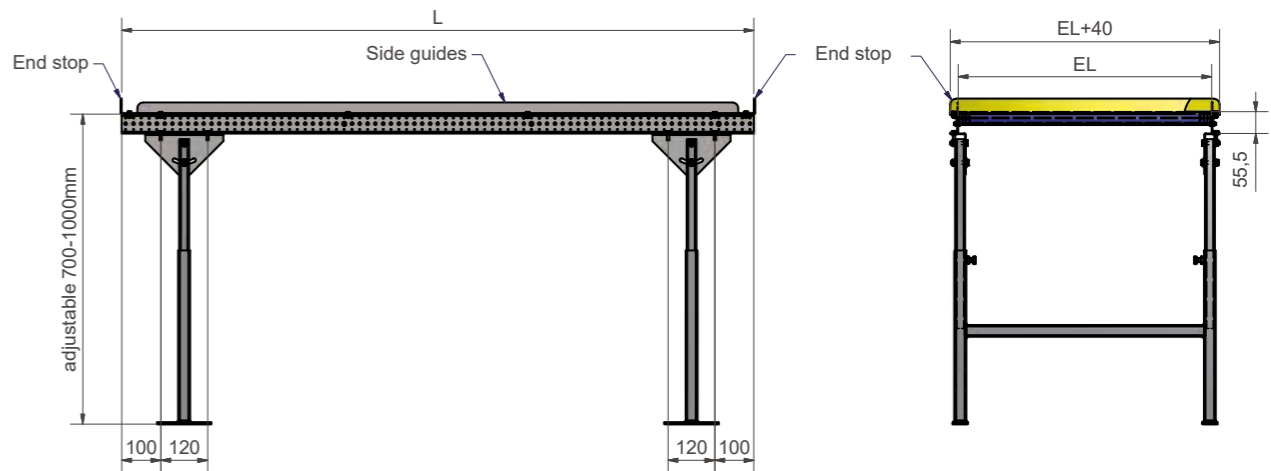
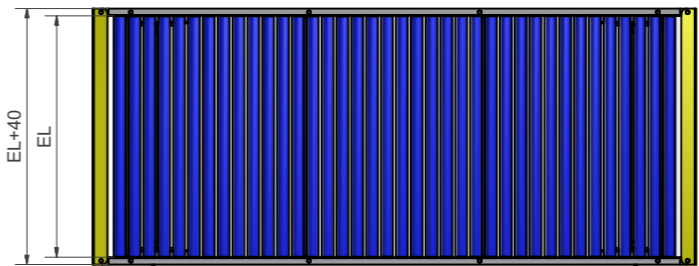
## Accessories

End stop	Side guide	Substructure
EATF	SFTF	TUV5

## Accessories

End stop: **EATF**  
Side guide: **SFTF**  
(Angle 30/20x2 mm, 23.5 mm above roller top edge)

Order example: **TF-60/EL500/2500/EATF**  
Transfix roller pitch 60 mm, EL= 500,  
Length 2500 mm with end stop



# Roller

Durable, robust and maintenance free

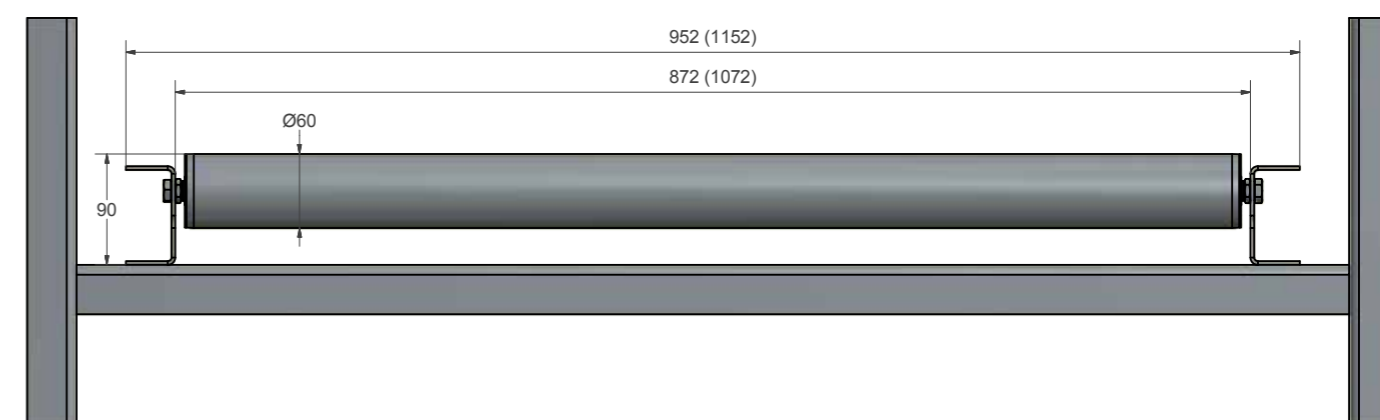
## Properties

The rollers are available in diameters of 50 mm or 60 mm.

The rollers are made of zinc plated steel. To ensure a long service life, ball bearing inserts are made of steel. The ball bearings are maintenance free.

The rollers are suitable for temperature ranges of between  $-32\text{ }^{\circ}\text{C}$  and  $+80\text{ }^{\circ}\text{C}$ .

The minimum and maximum length of the rollers is 115 mm and 1500 mm respectively.



*The sketch can be used to determine the required effective length.*

# Brake roller

## Euroroll brake roller EBT2S for greater warehouse safety.

Occupational safety is a top priority in the warehouse. For this reason, the engineers at Euroroll came up with the EBT2S brake roller, which has been constantly optimised over the last 30 years. The brake roller controls the speed of conveyed goods on the roller conveyor. The reaction and engagement times of the gearing are much shorter than those of conventional brake rollers.



## Properties

The brake roller (EBT2S) consists of a 3-stage planetary gearing, which presses centrifugal brake discs against the roller body during each rotation – with a brake force proportional to the brake momentum. As such, the brake rollers keep the pallets being conveyed at a constant speed.

## Brake rollers for every requirement

Rubberised for steel frames and pallets as typically used in the automotive industry. Knurled for an enhanced grip of plastic pallets.

Standard version for the majority of applications and loads.



Standard

Knurled

Rubber coated

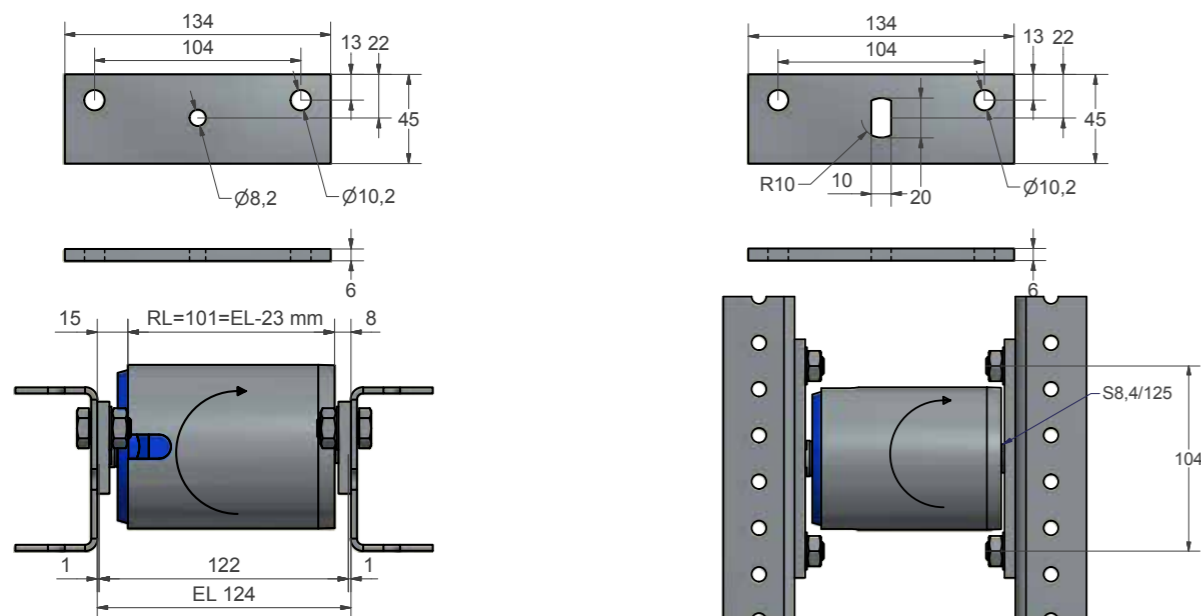
## Brake roller EBT2S

## Versions

Version / Type	EBT2S - 124	EBT2S - 133	EBT2S-X (X = EL)
Allowed pallet weight	80 – 1400 kg	80 – 1400 kg	80 – 1400 kg
Effective length (EL)	124mm	133 mm	182 - 1500 mm
Holder	Flat	Flat	Rigid
Variants			
Deep freeze	-TK	-TK	-TK
Knurled	-R	-R	-R
Rubber coated	-G	-G	-G

EBT2S with rigid holder  
EBT2S EL = 182 - 1500 mm

Load-carrying capacity 80 - 1400 kg

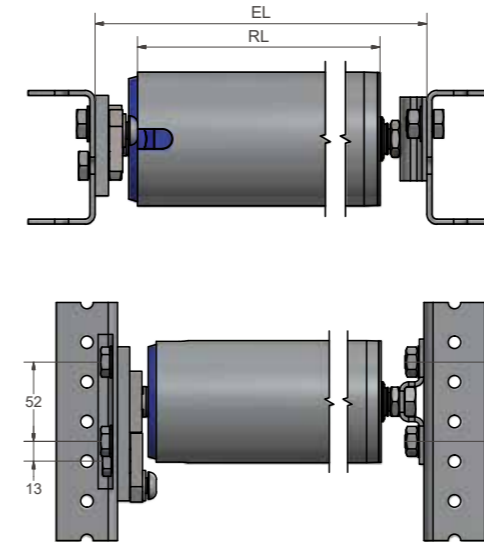


The EBT2S brake roller is designed for loads of up to 1400 kg. The actual installation length (EL) is variable from 124 mm to 1300 mm. The tube length (RL) is individually adapted to the installation length. Both the zinc plated steel and the planetary gearing are highly durable.

The brakes can be ordered with or without holders. The holders can be used in combination with rollers measuring 50 mm and 60 mm in diameter. For rollers measuring 50 mm in diameter, the position of the holder must be rotated 180 degrees.

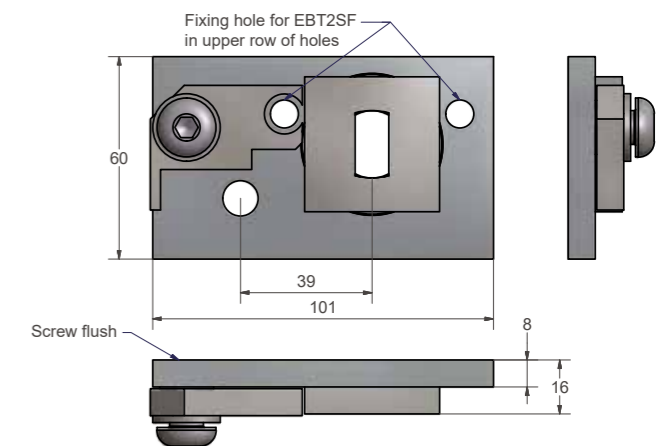
Direct brake roller  
EBT2S EL = 124/133 mm

Load-carrying capacity 80 - 1400 kg



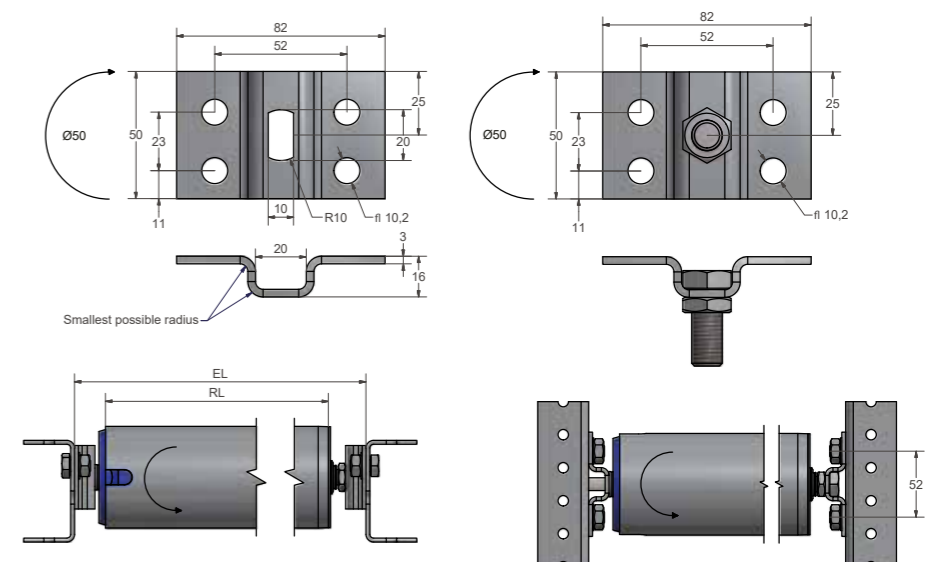
### EBT2S with free-wheel holders

Can be combined with rollers  
D = 50 and D = 60



Holder for EBT2S

Can be combined with rollers  
D = 50 and D = 60



# 50 mm Brake

Safe control of the gravity driven conveying speed through the use of a brake for medium weight loads.

## Brake for gravity-driven systems

The goods are conveyed along a decline from the loading to unloading point by means of gravity. The speed also has to be controlled in this case to ensure an even but not excessively fast flow of goods. Brake rollers from Euroroll are ideal for this purpose. The brake has a double stage planetary gearing with centrifugal brake. This allows the goods to be conveyed in a controlled manner within the specified weight range. The small diameter of the brake means the roller pitch can be fairly tight. This enables the safe conveyance of various loads.


## Application areas

- Automatically operated pallet flow systems
- Sorter buffer
- Sorting of empties
- Conveying goods between different height levels
- Storage of wheels and tyres
- Picking system for bottle crates
- Empty pallet return
- Kanban systems
- Retrofitting of existing systems
- Average load for cardboard boxes and conveying boxes




## Technical data

Diameter: 50 mm  
EL: 74 mm to 1272 mm  
Loading weight: 5 – 50 kg  
Material: Steel tube, stainless steel, zinc plated  
Application temperature: 0-40 °C



## KEG flow



## NR-100 roller tracks, steel



## Sorter outlet



## NR-100 roller tracks, plastic

# Euroroll

## brake roller EBR

For direct and indirect braking. Reducing speeds, increasing safety.

The brake roller EBR can be used for direct or indirect braking. With direct braking, the round brake body comes into direct contact with the load and reduces its speed. With indirect braking, the EBR brakes two adjacent rollers, thus reducing the speed of the load. This type of braking enables a wider braking surface.

The tandem brake design incorporates two soft rollers that are braked. This means that the load is braked indirectly by the soft rollers. This is however a built-in module.

Dimensions for the brake roller suspension

Rollers	Pitch	Grid -R	Holder short -K, long -L	Screw hook -HB	Spring suspension -FB
Ø 60	78	26	L	HB 73	40
Ø 60	100	50	K	HB 90	65
Ø 60	104	52	K	HB 90	65
Ø 60	120	48	L	HB 90	50
Ø 60	125	50	L	HB 90	50
Ø 60	130	52	L	HB 90	40
Ø 60	144	48	L	HB 67	40
Ø 60	150	50	L	HB 67	30
Ø 63	130	52	L	HB 90	50
Ø 63	156	52	L	HB 67	30
Ø 80	125	50	L	HB 90	65
Ø 80	130	52	L	HB 90	65
Ø 80	150	50	L	HB 90	50
Ø 80	156	52	L	HB 90	50
Ø 60	75	37.5	K	HB 90	65
Ø 60	100	50	K	HB 90	50
Ø 60	104	52	K	HB 90	50
Ø 60	125	50	L	HB 67	40
Ø 60	130	52	L	HB 67	40
Ø 60	175	25	L	HB 67	30


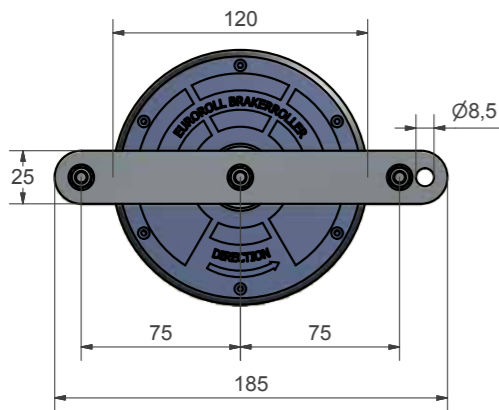


Brake roller EBR

Indirect brake roller

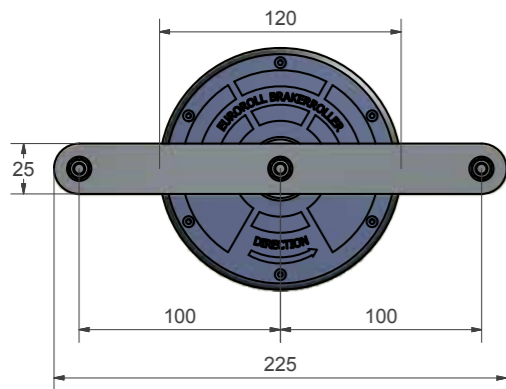
Brake roller EBR  
with short holders

Load carrying capacity 80 - 1200 kg



Brake roller EBR  
with long holders

Load carrying capacity 80 - 1200 kg

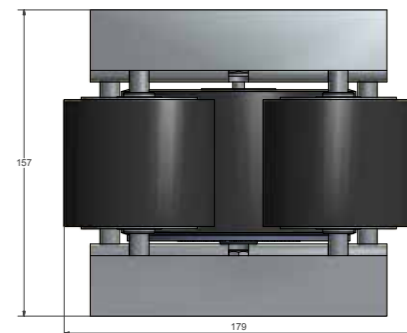
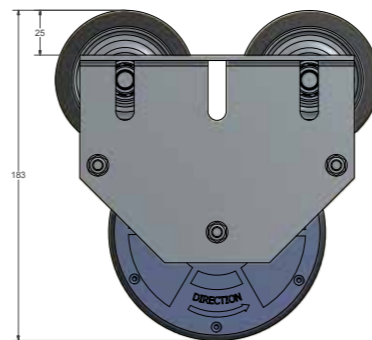


Order example: EBR800 - L  
Euroroll brake roller with long holders  
and a load carrying capacity of 800 kg

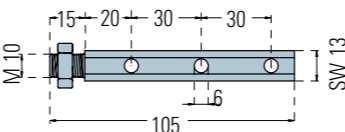
Version / Type	EBR 500	EBR 800	EBR 1200
Permissible pallet weights	500 kg	800 kg	1200 kg
Holder			
Holder, long	-L	-L	-L
Holder, short	-K	-K	-K
Suspension			
Suspension set, complete	ASK	ASK	ASK
Parts of the suspension set			
Suspension pin	AAB	AAB	AAB
Spring suspension	FB 30, FB 40, FB 50, FB 65	FB 30, FB 40, FB 50, FB 65	FB 30, FB 40, FB 50, FB 65
Screw hook	HB67, HB73, HB 88, HB 90	HB67, HB73, HB 88, HB 90	HB67, HB73, HB 88, HB 90

Tandem brake conveyor roller

Load carrying capacity 80 - 1200 kg

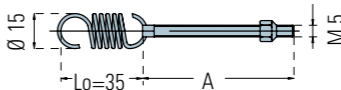


Suspension pin



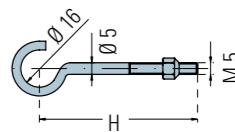
Spring suspension

A = 30, 40, 50 65



Screw hook

H = 67 or 88 mm





Euroroll GmbH  
Raiffeisenstraße 3  
59368 Werne  
Germany

[sales@euroroll.de](mailto:sales@euroroll.de)  
+49 2389 90041-0  
[www.euroroll.de](http://www.euroroll.de)

follow us:

